

# Contents

<b>I. Diesel Engine System</b> .....	<b>1</b>	<b>V Speed Control Assembly</b> .....	<b>66</b>
1.1 Diesel Engine assembly .....	1	<b>VI Hydraulic steering system</b> .....	<b>68</b>
1.2 Throttle Control Assembly .....	5	6.1 Hydraulic steering system .....	68
<b>II. Torque Converter system</b> .....	<b>7</b>	6.2 Priority valve .....	73
2.1 Torque Converter System .....	7	6.3 Hydraulic steering gear .....	75
2.2 Oil circuit of transmission and torque assembly .....	9	6.4 Coaxial flow amplifying steering gear .....	77
2.3 Torque Converter .....	11	6.5 Steering Cylinder .....	81
<b>III. Transmission System</b> .....	<b>15</b>	<b>VII Implement hydraulic system</b> .....	<b>82</b>
3.1 Transmission System .....	15	7.1 Implement hydraulic system .....	82
3.2 Transmission Assembly I .....	17	7.2 Pilot control system .....	89
3.3 Transmission Assembly II .....	20	7.3 Hydraulic tank assembly .....	91
3.4 Shaft I Assembly .....	22	7.4 Lift cylinder .....	93
3.5 Shaft II Assembly .....	24	7.5 Pilot valve assembly .....	95
3.6 Shaft III Assembly .....	26	7.6 Oil supply valve .....	97
3.7 Shaft IV Assembly .....	28	7.7 Tilt cylinder .....	99
3.8 Planet lines .....	30	7.8 Implement valve .....	101
3.9 Speed control valve .....	33	<b>VIII Service brake system</b> .....	<b>104</b>
3.10 Transmission pump .....	36	8.1 Service brake system .....	104
3.11 Oil Pan Assembly .....	38	8.2 Air tank assembly .....	108
3.12 Parking brake .....	40	8.3 Disc brake .....	110
<b>IV. Axle System</b> .....	<b>42</b>	<b>IX Emergency and parking brake system</b> .....	<b>112</b>
4.1 Axle system .....	42	<b>X Framesystem</b> .....	<b>115</b>
4.2 Standard 50F Axle I .....	44	<b>XI Implement system</b> .....	<b>119</b>
4.3 Standard 50F Axle II .....	47	<b>XII Cab system</b> .....	<b>122</b>
4.4 Differential assembly for standard 50F axle .....	50	<b>XIII. Out Panel System</b> .....	<b>126</b>
4.5 Normal 50 Axle I (optional) .....	52	<b>XIV. Electrical System</b> .....	<b>128</b>
4.6 Normal 50 axle II (optional) .....	55	<b>XV Tool Kit</b> .....	<b>133</b>
4.7 Differential assembly for normal 50 axle .....	58	<b>XVI Warning mark system</b> .....	<b>136</b>
4.8 Front drive shaft .....	60	<b>XVII Greasting points indication layout</b> .....	<b>137</b>
4.9 Intermediate Support .....	62		
4.10 Intermediate gear drive shaft assembly .....	64		

# I. Diesel Engine System

## 1.1 Diesel Engine Assembly

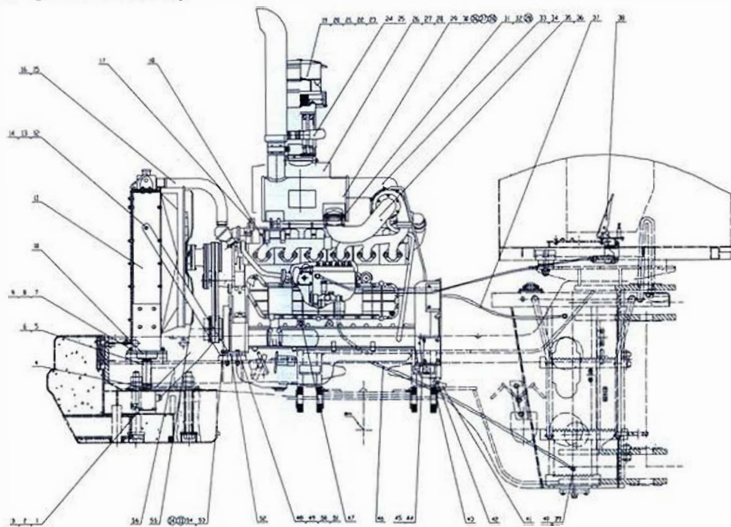


Figure 01 WD615 diesel engine assembly

Fig.01		WD615 柴油机系统 (WD615 diesel engine assembly)				
Item	Parts number	Chinese Description	English Description	Specification	Qty	Remarks
1	GB/T5783	螺栓	Bolt	M10×20	4	
2	GB/T93	垫圈	Washer	10	4	
3	GB/T97.1	垫圈	Washer	10	4	
4	LG853.01.07	双变油冷却器	Oil cooler for transmission and torque converter	SX48Z8-00-00	1	外购
5	HG/T3036-1999	水箱出水胶管	Radiator water outlet hose		1	
6	JB/T8870-1999	喉箍	Hoop	44-64	2	
7	GB/T5783	螺栓	Bolt	M12×45	4	
8	GB/T93	垫圈	Washer	12	4	
9	GB/T97.1	垫圈	Washer	12	4	
10	LG853.01-007	水箱胶垫	Radiator rubber pad		4	水箱垫/原为401002B
11	LG50EXK.01.04	水箱总成	Radiator assembly		1	外购/LG50EXK.01.04
12	GB/T5783	螺栓	Bolt	M12×30	2	
13	GB/T93	垫圈	Washer	12	4	
14	GB/T97.1	垫圈	Washer	12	4	
15	90003989308	喉箍	Hoop	φ44-60	4	发动机带
16	612600160028	发动机至水箱上水管	Pipe from engine to radiator upper port		1	发动机带
17	LG853.01.01	暖风机水管接头	Heater water pipe connector		1	原为LG50E.15403-404A
18	LG855.01.03	柴油机	Diesel engine	DH615G0429	1	外购
19	612600112066	复合式空滤器	Complex air cleaner assembly		1	发动机带
20	GB/T5783	螺栓	Bolt	M10×30	4	
21	GB/T93	垫圈	Washer	10	4	
22	GB/T97.1	垫圈	Washer	10	8	

Fig.01

WD615 柴油机系统 (WD615 diesel engine assembly)

Item	Parts number	Chinese Description	English Description	Specification	Qty	Remarks
23	GB/T6170	螺母	Nut	M10	4	
24	90003989318	喉箍	Hoop	φ 175-200	2	发动机带
25	612600110829	废气引射管部件	Exhaust gas homing pipe		1	发动机带
26	90003802523	螺栓	Bolt	M10×25	8	发动机带
27	90003931122	弹簧垫圈	Spring washer	10	8	发动机带
28	90003930271	平垫圈	Flat washer	10	16	发动机带
29	612600110828	消声器	Muffle		1	发动机带
30	615G60110032	消声器垫片	Muffle gasket		1	发动机带
31	612600111318	消声器进气螺栓	Muffle intake bolt	M10×38	4	发动机带
32	90003888470	自锁螺母	Self-lock nut	M10	4	发动机带
33	612600110394	橡胶弯管组件	Rubber elbow pipe components		1	发动机带
34	JB/T8870-1999	喉箍	Hoop	φ 105-127	2	发动机带
35	612600110506	消声器进气管	Muffle intake pipe		1	发动机带
36	61564G-1110068	增压器出气管垫片	Supercharger vent pipe gasket		1	发动机带
37	612600080024	燃油回油管	Fuel oil return pipe	L=2600	1	发动机带
38	LG853.01.06	油门操纵总成	Throttle control assembly		1	
39	9003962621	油箱吸回油接头	Fuel tank suction return connector		2	发动机带
40	612600080200	组合垫圈	Combined washer		4	发动机带
41	GB/T15329.1-2003	变矩器回油胶管	Torque converter oil return hose		1	
42	JB/T8870-1999	喉箍	Hoop	φ 32-44	2	
43	LG853.01.02	变矩器回油接头	Torque converter oil return connector		1	借用
44	90003962025	螺塞	Plug screw		8	发动机带
45	90003098014	纸垫	Paper gasket		8	发动机带
46	612600080074	燃油进油管	Fuel inlet pipe	L=3000	1	发动机带



Fig.01

## WD615 柴油机系统 (WD615 diesel engine assembly)

Item	Parts number	Chinese Description	English Description	Specification	Qty	Remarks
47	LG853.01-002	测压接头	Pressure connector		1	
48	GB/T5782	螺栓	Bolt	M14 × 80	4	
49	GB/T93	垫圈	Washer	14	4	
50	GB/T97.1	垫圈	Washer	14	4	
51	GB/T6170	螺母	Nut	M14	8	
52	LG853.01-001	柴油机胶垫	Diesel engine rubber pad		2	
53	GB/T5783	螺母	Nut	M12 × 35	2	
54	GB/T6170	螺母	Nut	M12	2	
55	LG855.01-008	水箱支撑杆	Radiator support		2	
56	612600160003	水泵至冷却器水管	Water pipe from pump to cooler		1	发动机带

# 1.2 Throttle Control Assembly

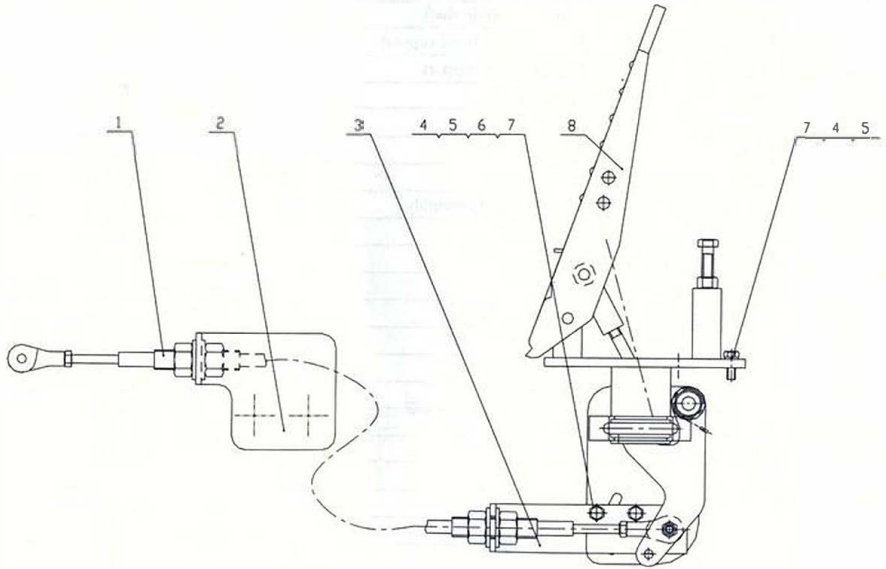


Figure.02 Throttle control assembly

<https://vk.com/dieselinj>

Fig.02

油门操纵总成 (Throttle control assembly)

Item	Parts number	Chinese Description	English Description	Specification	Qty	Remarks
1	LG853.01.06.01	油门软轴	Throttle flexible shaft	L=1900	1	原为612600140060
2	LG853.01.06-001	软轴固定架	Flexible shaft fixed support		1	
3	LG853.01.06-002	软轴支架	Flexible shaft support		1	
4	GB/T93	垫圈	Washer	6	5	
5	GB/T97.1	垫圈	Washer	6	7	
6	GB/T6170	螺母	Nut	M6	2	
7	GB/T5783	螺栓	Bolt	M6 × 20	5	
8	LG853.01.06.02	油门踏板总成	Throttle pedal assembly		1	

## II. Torque Converter system

### 2.1 Torque Converter System

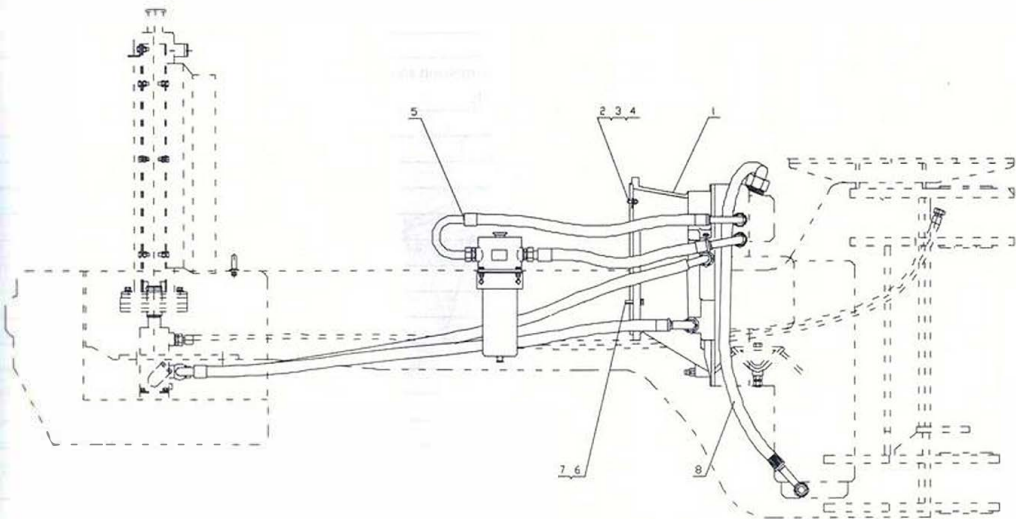


Figure 03 Torque converter system

Fig.03

## 变矩器系统 (Torque converter system)

Item	Parts number	Chinese Description	English Description	Specification	Qty	Remarks
1	LG853.02.01	变矩器总成	Torque converter assembly		1	
2	LG853.02-001	双头螺栓	Stud		12	
3	GB/T6171	螺母	Nut	M10×1	12	
4	GB/T93	垫圈	Washer	10	12	
5	LG855.02.02	双变油路总成	Oil circuit of transmission and torque converter assembly		1	
6	GB/T93	垫圈	Washer	12	12	
7	GB/T5782	螺栓	Bolt	M12×45	12	
8	LG50EX.02-001	吸油胶管	Oil suction hose		1	双变总成带

## 2.2 Oil circuit of transmission and torque assembly

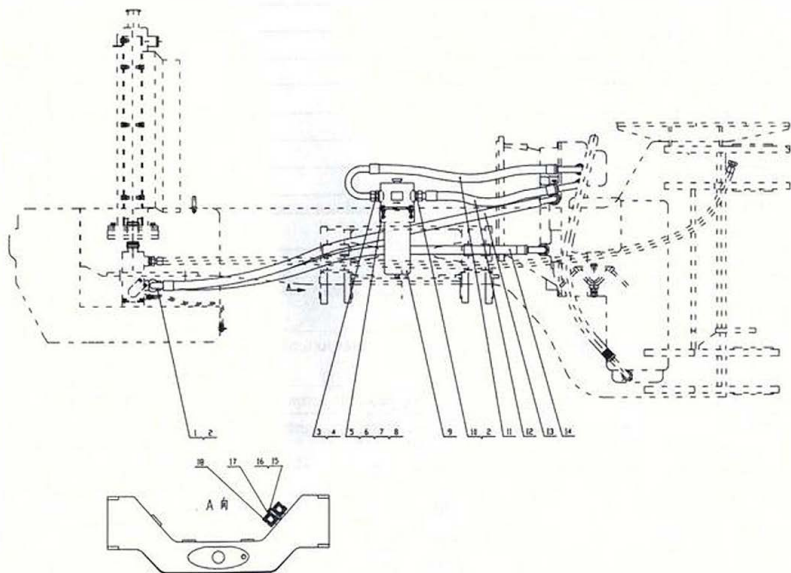


Figure 04 Oil circuit of transmission and torque assembly

Fig.04

## 双变油路总成 (Oil circuit of transmission and torque assembly)

Item	Parts number	Chinese Description	English Description	Specification	Qty	Remarks
1	LG853.02.02-001	铰接螺栓	Articulating bolt		2	备用/原为402002A
2	JB1002-77	垫圈	Washer	27	5	
3	LG853.02.02-002	接头体	Adapter		1	备用/原为402014B
4	JB1002-77	垫圈	Washer	30	1	
5	GB/T5783	螺栓	Bolt	M8 × 35	2	
6	GB/T6170	螺母	Nut	M8	2	
7	GB/T93	垫圈	Washer	8	2	
8	GB/T97.1	垫圈	Washer	8	4	
9	LG855.02.02.01	双变滤油器	Oil filter of transmission and torque converter		1	YFL-A400 × 25LS-G
10	LG855.02.02-001	接头体	Adapter		1	原为306016D
11	180H-270° -90H-25/28 - I -L1080	变矩器至滤油器胶管	Hose from torque converter to oil filter		1	
12	90H-H/25/28-IIBZ-25/18 BG-L.750	滤油器至变矩器胶管	Hose from oil filter to torque converter		1	
13	90H-4.5Q/25/28- I -L.2100	冷却器至变矩器胶管	Hose from cooler to torque converter		1	
14	90H-300° -90Q/25/28- I -L1930	变矩器至冷却器胶管	Hose from torque converter to cooler		1	
15	GB/T5782	螺栓	Bolt	M10 × 75	1	
16	GB/T93	垫圈	Washer	10	1	
17	LG853.02.02-004	橡胶管夹	Rubber pipe clamp		1组	备用
18	LG853.02.02-005	自制压板	Self-made press plate		2	备用

## 2.3 Torque Converter

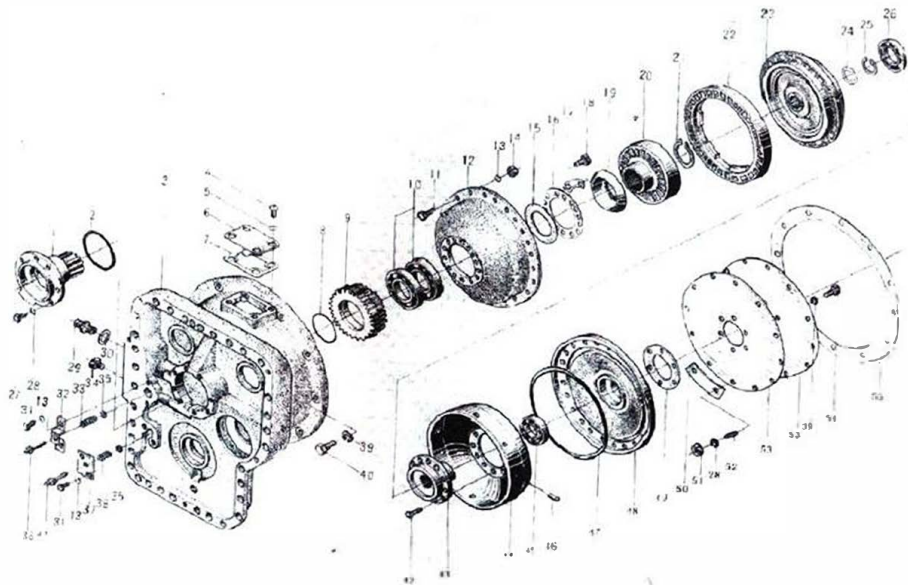


Fig.05 Torque converter



Fig.05

液力变矩器 Torque converter

Item	Parts number	Chinese Description	English Description	Specification	Qty	Remarks
1	402222	导轮座	Idle wheel seat		1	
2	GB1235.1-82	O型密封圈	O-ring	$\phi 128 \times 3.55$	1	
3	402216A	壳体	Torque converter body		1	
4	GB67-85	半圆头螺钉	Half round screw	M6 $\times$ 16	4	
5	GB93-87	垫圈	Washer	6	4	
6	402214	垫板	Tie plate		1	
7	402215	纸垫	Paper gasket		1	
8	402221	密封环	Seal ring		1	
9	402220	齿轮	Gear		1	
10	GB276-89	轴承	Bearing	117	2	进口轴承
11	GB5782-86	螺栓	Bolt	M8 $\times$ 35	24	
12	402227	泵轮	Pump wheel		1	
13	GB93-87	垫圈	Washer	8	36	
14	GB6170-86	螺母	Nut	M8	24	
15	402224	调整垫片	Adjusting shim		1组	
16	402226	压板	Press plate		1	
17	402218	防松垫片	Check gasket		6	
18	GB5783-86	螺栓	Bolt	M8 $\times$ 30	14	
19	402225	导油环	Oil guide ring		1	
20	402217	导轮	Idle wheel		1	
21	GB894.1-86	挡圈	Sprag	80	1	
22	402209	一级涡轮	First stage turbine		1	
23	402212-213	二级涡轮	Second stage turbine		1	
24	402238	花键调整垫片	Spline adjusting shim		1组	

Fig.05

## 液力变矩器 Torque converter

Item	Parts number	Chinese Description	English Description	Specification	Qty	Remarks
25	GB893.1-86	挡圈	Sprag	50	1	
26	GB276-89	轴承	Bearing	113	1	进口轴承
27	GB5783-86	螺栓	Bolt	M10 × 28	8	
28	GB93-87	垫圈	Washer	10	20	
29	402111A	管接头	Pipe connector		2	
30	402106	垫圈	Washer		2	
31	GB5783-86	螺栓	Bolt	M8 × 16	8	
32	402228A	阀盖	Valve cover		1	
33	402229	弹簧 I	Spring I		1	
34	402223	螺塞	Plug screw		1	
35	402232	垫片	Gasket		2	
36	402233	进口阀芯	Inlet valve spool		2	
37	402230	垫板	Tie plate		1	
38	402231	弹簧 II	Spring II		1	
39	GB93-87	垫圈	Washer	12	36	
40	GB5782-86	螺栓	Bolt	M12 × 45	12	
41	402234	出口阀芯	Outlet valve spool		1	
42	GB869-86	沉头铆钉	Countersunk head rivet	8 × 16	12	
43	402206	一级涡轮毂	First stage turbine hub		1	
44	402207	一级涡轮罩	First stage turbine hood		1	
45	GB276-89	轴承	Bearing	210	1	进口轴承
46	402208	弹性销	Spring pin		9	
47	402236	O形密封圈	O-ring		1	
48	402203	罩轮	Hood wheel		1	



# III. Transmission System

## 3.1 Transmission System

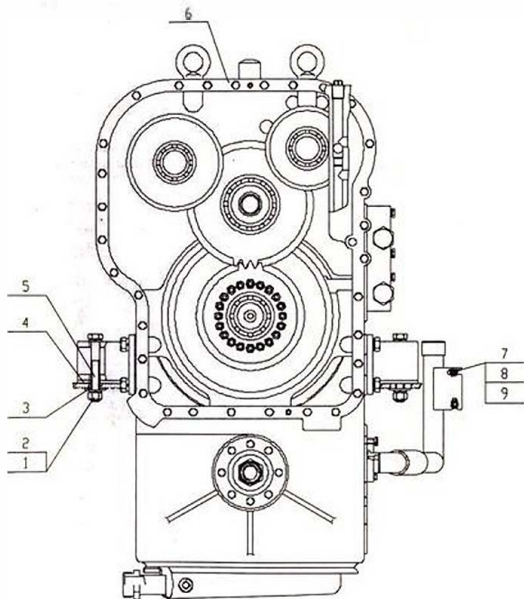


Figure 06 Transmission system



## 3.2 Transmission Assembly I

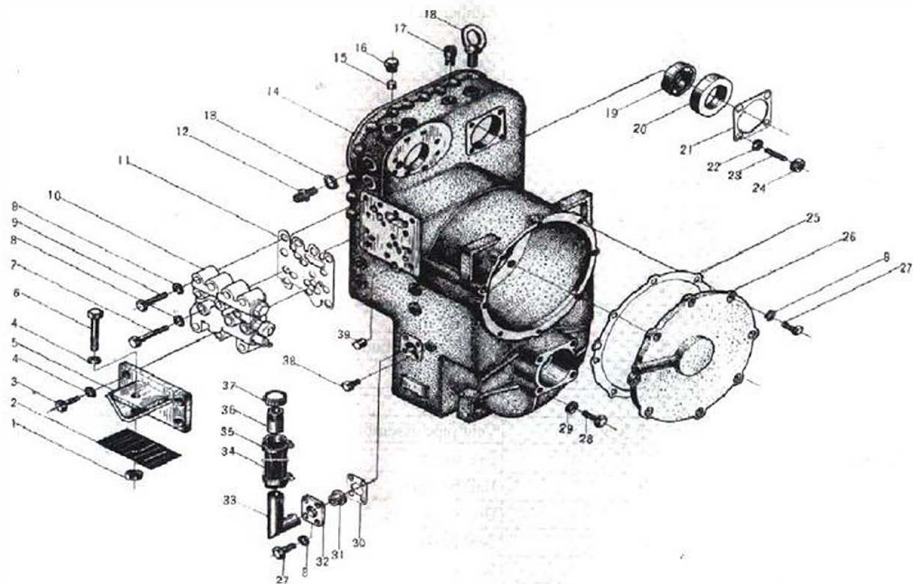


Figure 07 Transmission assembly I

Fig.07

变速箱总成 I Transmission assembly I

Item	Parts number	Chinese Description	English Description	Specification	Qty	Remarks
1	GB6170-86	螺母	Nut	M18	2	
2	403031	橡胶垫	Rubber pad		2	
3	GB5782-86	螺栓	Bolt	M18×40	8	
4	GB93-87	垫圈	Washer	18	10	
5	403032-034	连接座	Connecting seat		2	
6	GB5780-86	螺栓	Bolt	M18×140	2	
7	GB5782-86	螺栓	Bolt	M10×70	13	
8	GB93-86	垫圈	Washer	10	80	
9	GB5782-86	螺栓	Bolt	M10×75	5	
10	403700	变速操纵阀总成	Speed control valve assembly		1	
11	403029	密封垫	Seal gasket		1	
12	402111A	接头体	Adapter		2	
13	402106	垫圈	Washer		2	
14	403005A	箱体	Transmission body		1	
15	403028	圆锥堵塞	Taper stopper		1	
16	402223	螺塞	Plug screw		1	
17	ZL30E.5.20	透气管总成	Vent pipe assembly		1	
18	GB825-86	吊环螺钉	Eye screw	M18	2	
19	GB276-89	球轴承	Ball bearing	6211/c3	1	进口轴承
20	403057	轴承套	Bearing sleeve		1	
21	403058	密封垫	Seal gasket		1	
22	GB93-87	垫圈	Washer	12	12	
23	GB897-74	双头螺栓	Stud	AM12×30	4	
24	GB6170-86	螺母	Nut	M12	4	





### 3.3 Transmission Assembly II

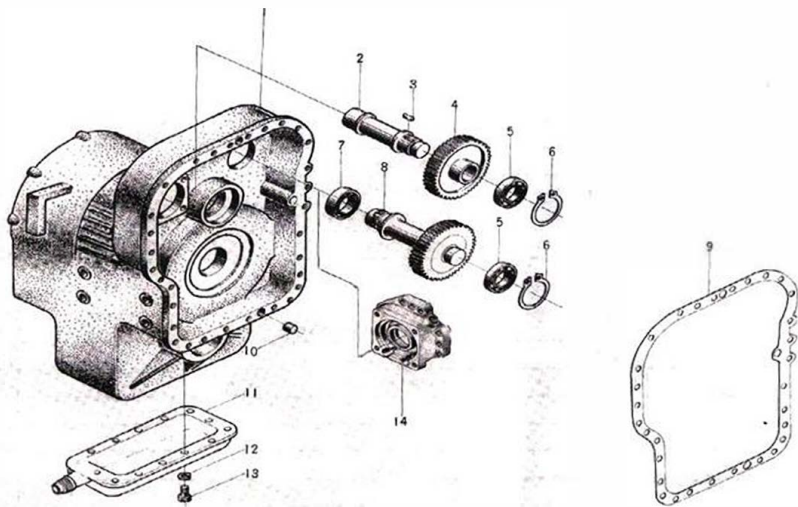


Figure 08 Transmission assembly II

<https://vk.com/dieselinj>

Fig.08

变速箱总成 II Transmission assembly II

Item	Parts number	Chinese Description	English Description	Specifcation	Qty	Remarks
1	403005A	箱体	Transmission body		1	
2	403055D	转向泵驱动轴	Steering pump drive shaft		1	
3	GB1096-79	键	Key	14 × 35	1	
4	403056	转向泵驱动齿轮	Steering pump drive gear		1	
5	GB277-89	球轴承	Ball bearing	6210N/C3	2	进口轴承
6	GB894.1-86	挡圈	Sprag	90	2	
7	GB276-89	球轴承	Ball bearing	6012/C3	1	进口轴承
8	403610D	轴齿轮	Shaft gear		1	
9	403021A	密封垫	Seal gasket		1	
10	GB119-86	销	Pin	φ 10 × 30	2	
11	403400	油底壳总成	Oil pan assembly		1	
12	GB93-87	垫圈	Washer	10	14	
13	GB5783-86	螺栓	Bolt	M10 × 25	14	
14	403600	变速箱总成	Transmission pump		1	详见图15

### 3.4 Shaft I Assembly

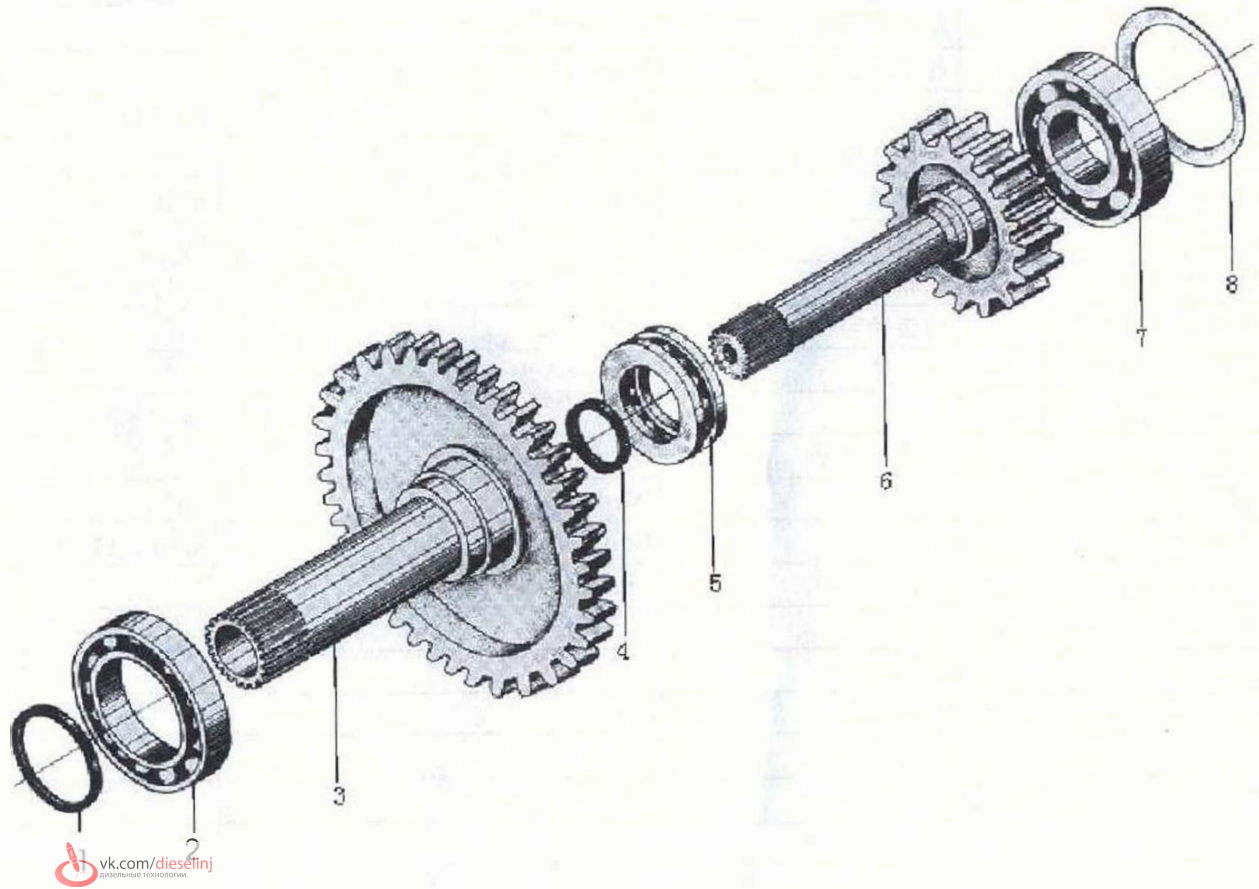


Figure 09 Shaft I Assembly

Fig.09

—轴总成 Shaft I Assembly

Item	Parts number	Chinese Description	English Description	Specification	Qty	Remarks
1	403101	旋转油封	Rotary seal	70×78×5	1	
2	GB276-89	球轴承	Ball bearing	6016	1	
3	403103	输入二级齿轮	Input second stage gear		1	
4	403102	旋转油封	Rotary seal	45×53×5	1	
5	GB301-84	推力球轴承	Thrust ball bearing	5111	1	
6	403104	输入一级齿轮	Input first stage gear		1	
7	GB276-89	球轴承	Ball bearing	6311	1	
8	403105	调整圈	Adjusting washer		1组	

### 3.5 Shaft II Assembly

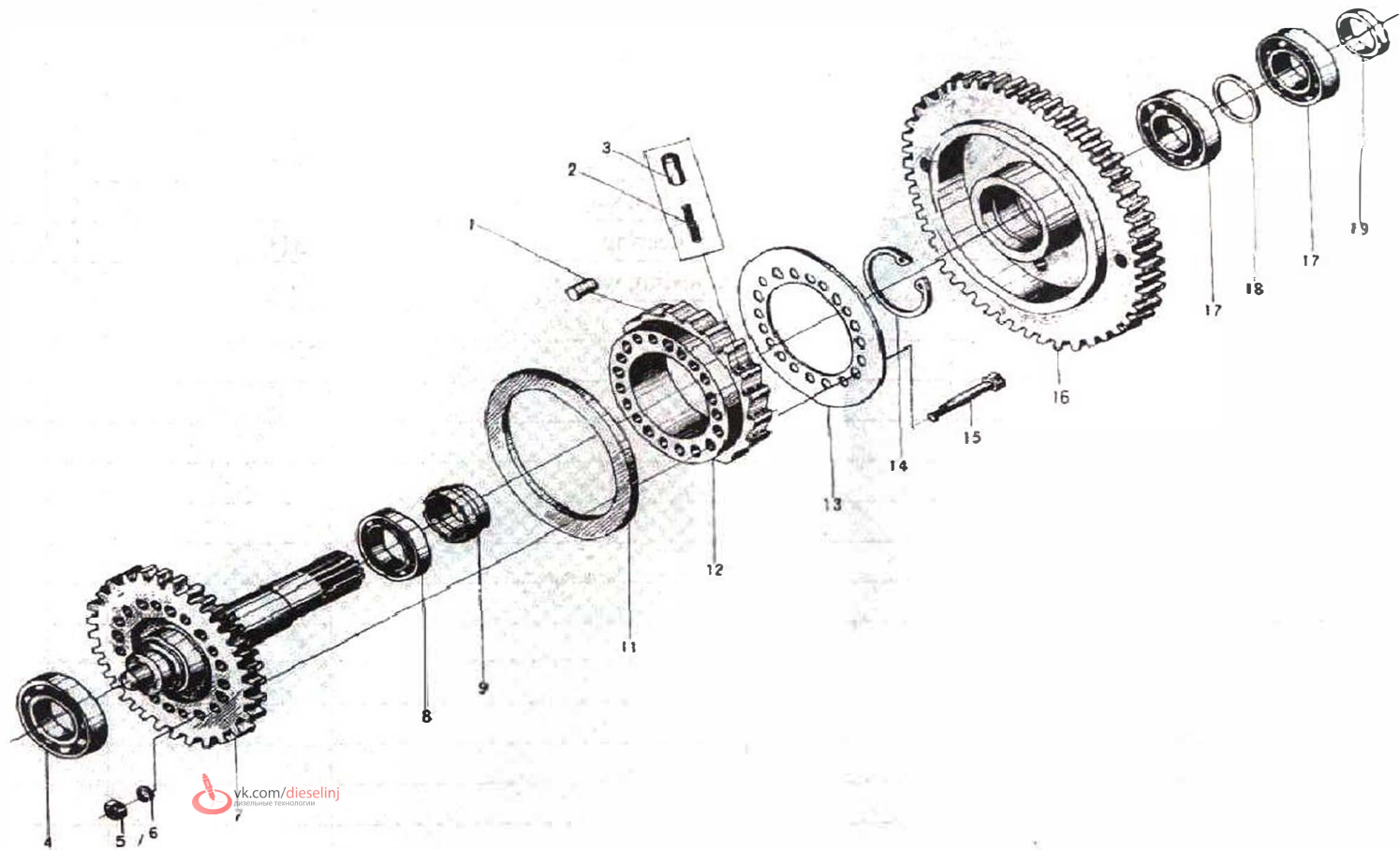


Figure 10 Shaft II Assembly

Fig.10

## 二轴总成 Shaft II Assembly

Item	Parts number	Chinese Description	English Description	Specification	Qty	Remarks
1	403207A	滚柱	Roller	$\Phi 15 \times 32$	20	
2	403204A	弹簧	Spring		40	
3	403202A	弹簧座	Spring seat		40	
4	GB276-89	球轴承	Ball bearing	6	1	
5	GB6171-86	螺母	Nut	M10×1	20	
6	GB859-87	垫圈	Washer	10	20	
7	403203	中间输入轴	Intermediate input shaft		1	
8	GB276-89	球轴承	Ball bearing	6010	1	
9	403210	隔离套	Separating sleeve		1	
11	403205A	滚柱左挡圈	Roller left sprag		1	
12	403209	内环凸轮	Inner ring cam		1	
13	403206	滚柱右挡圈	Roller right sprag		1	
14	GB893.1-86	挡圈	Sprag	80	1	
15	403201	螺栓	Bolt		20	
16	403208A	外环齿轮	Outer ring gear		1	
17	GB276-89	球轴承	Ball bearing	6210	2	
18	403211	隔离环	Separating ring		1	
19	403212	调整圈	Adjusting washer		1	

### 3.6 Shaft III Assembly

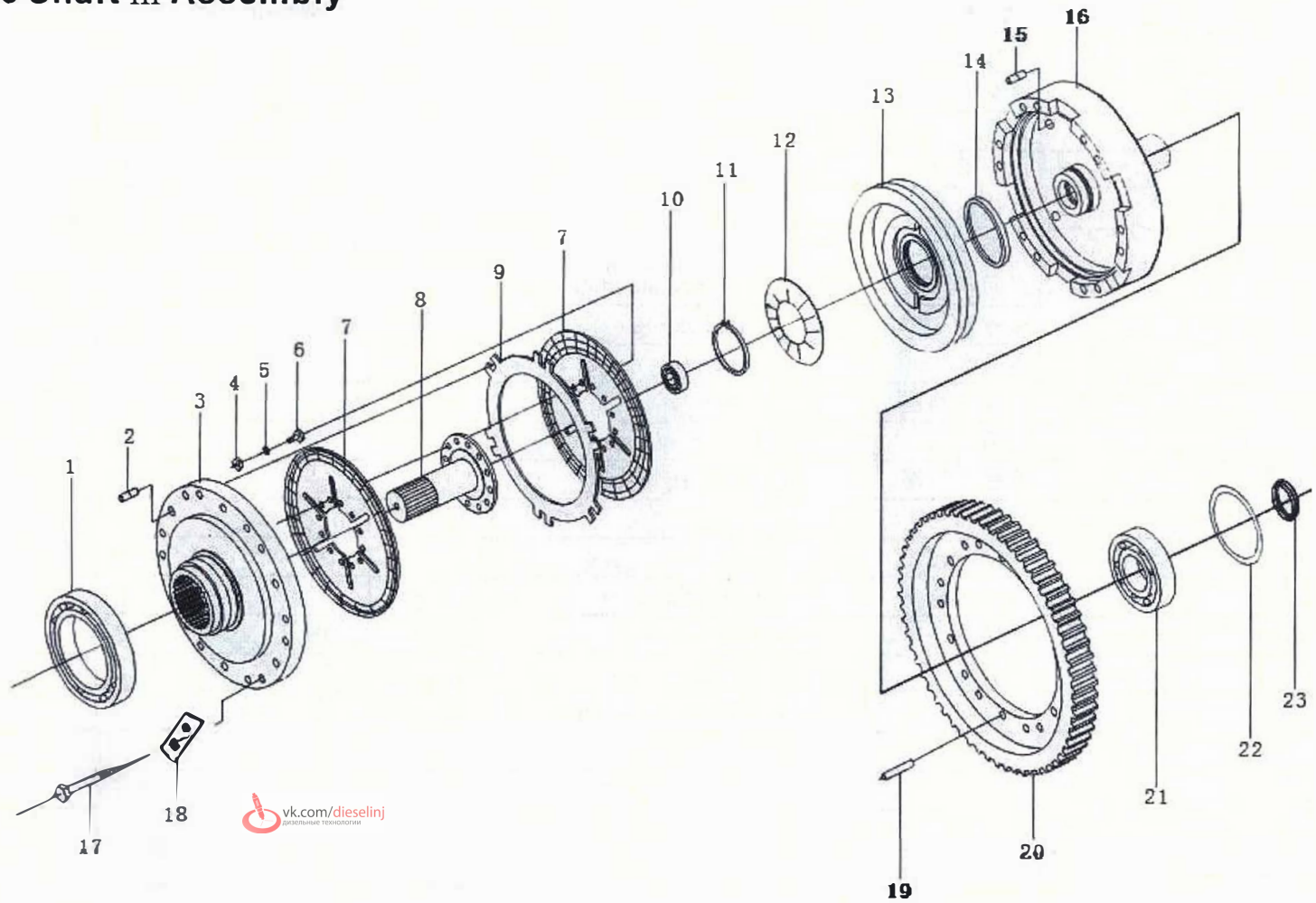


Figure 11 Shaft III Assembly



Fig.11

## 三轴总成 Shaft III Assembly

Item	Parts number	Chinese Description	English Description	Specification	Qty	Remarks
1	GB276-89	球轴承	Ball bearing	6022	1	
2	LG853.03.01.05-003	圆柱销	Pillar pin		6	403504
3	LG853.03.01.05-001	直接档受压盘	Direct gear press disc		1	403501
4	GB6170-86	螺母	Nut	M8	12	
5	GB93-87	垫圈	Washer	8	12	
6	GB5783-86	螺栓	Bolt	M8 × 20	12	
7	LG853.03.01.05.01	直接档主动片组件	Direct gear drive plate components		2	403505-506
8	LG853.03.01.05-002	直接档轴	Direct gear shaft		1	403502A
9	LG853.03.01.05-004	直接档从动片	Direct gear driven plate		1	403507
10	GB283-81	轴承	Bearing	42204	1	
11	GB894.1-86	轴用挡圈	Sprag for shaft	65	1	
12	LG853.03.01.05-007	盘形弹簧	Disc spring		1	403513
13	LG853.03.01.05.02	直接档活塞组件	Direct gear piston components		1	403508A-510A
14	LG853.03.01.01-001	旋转油封	Rotary seal	70 × 78 × 5	1	403101
15	LG853.03.01.05-010	销	Pin		3	403516
16	LG853.03.01.05-006	直接档油缸	Direct gear cylinder		1	403512
17	GB5785-86	螺栓	Bolt	M12 × 1.25 × 100	12	
18	LG853.03.01.05-009	双孔止动垫圈	Duo-hole stop washer		6	403518B
19	GB119-86	圆柱销	Pillar pin	Φ 10j4 × 30	2	
20	LG50EX.03.01.02-001	中间轴输出齿轮	Intermediate output gear	Φ 10 × 30	1	403511J
21	GB276-89	球轴承	Ball bearing	411	1	
22	LG853.03.01.05-008	调整圈	Adjusting washer		1组	403517
23	LG853.03.01.01-002	旋转油封	Rotary seal	45 × 53 × 5	1	403102



### 3.7 Shaft IV Assembly

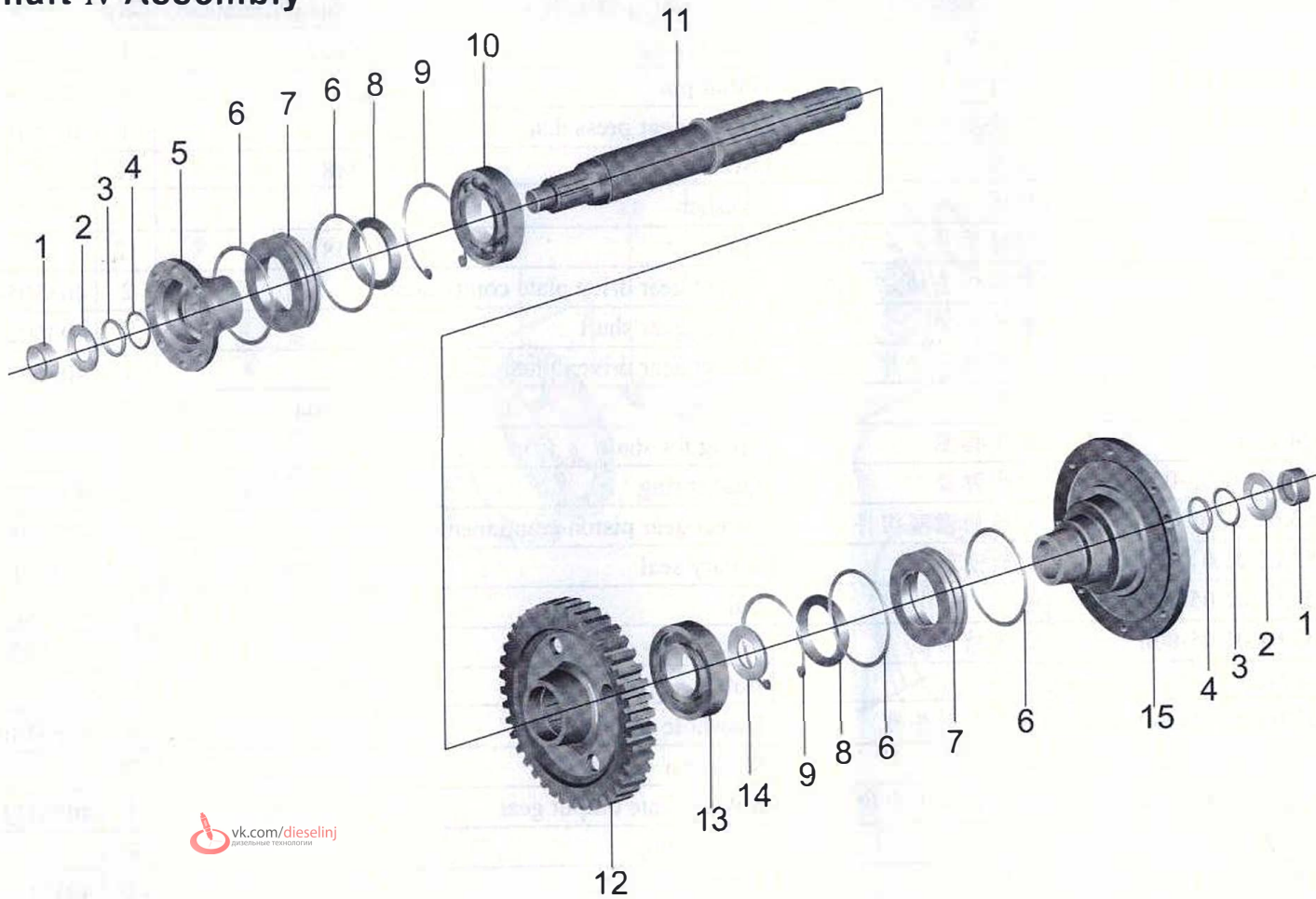


Figure 12 Shaft IV Assembly



# 8 Planet lines

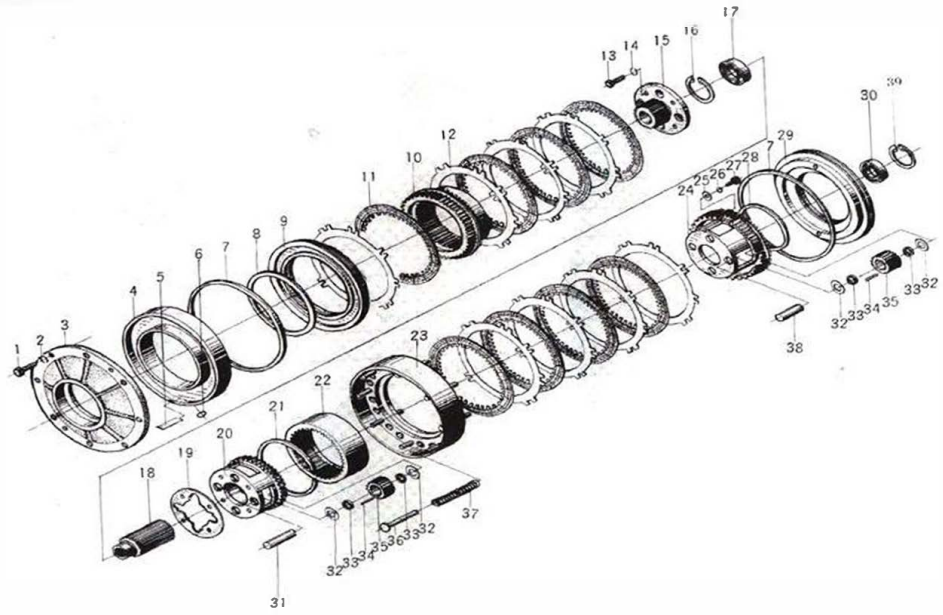


Figure 13 Planet lines

Fig.13

行星排 Planet lines

Item	Parts number	Chinese Description	English Description	Specification	Qty	Remarks
1	GB5782-86	螺栓	Bolt	M14 × 38	8	
2	GB93-76	垫圈	Washer	14	8	
3	403003A	中盖	Middle cover		1	
4	403004A	一档油缸体	Gear I cylinder body		1	
5	403023	固定板	Secruing plate		1	
6	GB1235-76	O型圈	O-ring	Φ20 × 2.4	1	
7	403006A	外密封环	Outer seal ring		2	
8	403010A	内密封环	Inner seal ring		1	
9	403008A	一档活塞体	Gear I piston body		1	
10	403222A	一档内齿圈	Gear I inner ring gear		1	
11	403012-13	倒档一档主动片组件	Reverse gear I drive plate components		8	
12	403011	倒档一档一从动片	Reverse gear I driven plate		8	
13	GB5783-86	螺栓	Bolt	M10 × 30	4	
14	GB93-86	垫圈	Washer	10	4	
15	403225	直接档连接盘	Direct gear connecting disc		1	
16	GB894.1-86	轴用挡圈	Sprag for shaft	90	1	
17	GB277-89	球轴承	Ball bearing	50210	1	
18	403226	太阳轮	Sun gear		1	
19	403224	止动片	Stop plate		1	
20	403223	一档行星架	Gear I planet carrier		1	
21	403220	卡圈	Snap ring		1	
22	403216	倒档内齿圈	Reverse gear inner ring gear		1	
23	4031014-15	摩擦片隔架组件	Friction plate separating bracket components		1	
24	403213A	倒档行星架	Reverser gear planet carrier		1	

Fig.13

行星排 Planet lines

Item	Parts number	Chinese Description	English Description	Specification	Qty	Remarks
25	403215	止动垫圈	Stop washer		4	
26	GB93-87	垫圈	Washer	8	4	
27	GB5783-86	螺栓	Bolt	M8×14	4	
28	403020A	内密封环	Inner seal ring		1	
29	403018A	倒档活塞体	Reverse gear piston body		1	
30	GB276-89A	球轴承	Ball bearing	110	1	
31	403227	一档行星轴	Gear 1 planet shaft		4	
32	403217	垫片	Gasket		16	
33	403219	隔离套	Separating sleeve		16	
34	GB309-84	滚针	Needle	Φ4×35	176	
35	403218	行星轮	Planet gear		8	
36	403016	弹簧销轴	Spring pin		15	
37	403017	弹簧	Spring		15	
38	403221	倒档行星轮轴	Reverse gear planet shaft		4	
39	GB893.1-86	孔用挡圈	Hole sprag	90	1	

### 3.9 Speed control valve

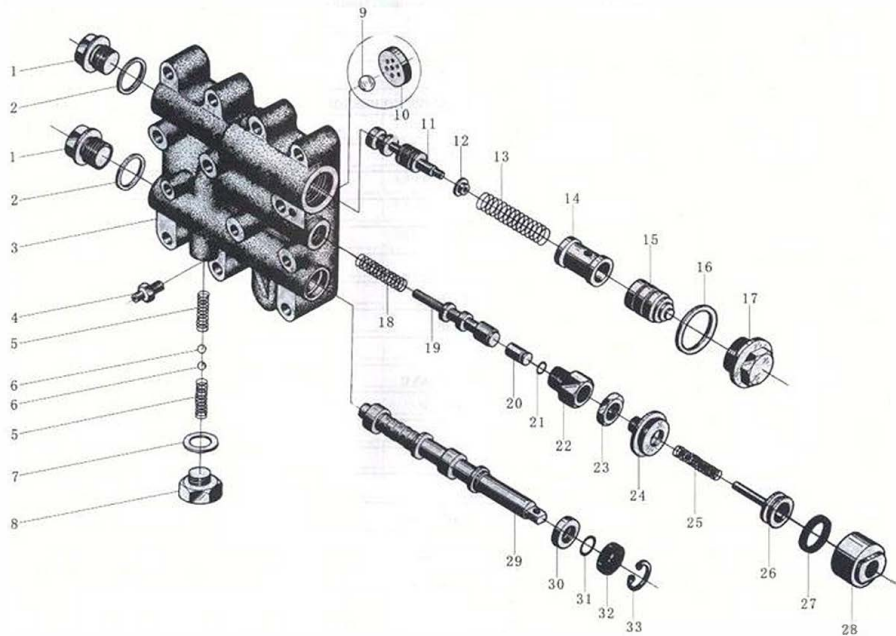


Figure 14 Speed control valve

Fig.14

变速操纵阀 Speed control valve

Item	Parts number	Chinese Description	English Description	Specification	Qty	Remarks
1	403702	螺栓	Bolt		2	
2	402106	垫圈	Washer		2	
3	403701A	阀体	Valve body		1	
4	403727D	压力表接头	Pressure gauge connector		1	
5	403707	弹簧	Spring		2	
6	GB308-84	钢球	Steel ball	12.7"	2	
7	402001	垫片	Gasket		1	
8	403710	螺栓	Bolt		1	
9		塑料球	Plastic ball	3/16"	1	
10	403726	圆板	Round plate		1	
11	403704	减压阀杆	Valve stem		1	
12	403725	弹簧座	Spring seat		1	
13	403724	弹簧	Spring		1	
14	403723	固定套	Securing sleeve		1	
15	403722	滑块	Sliding block		1	
16	403721	垫圈	Washer		1	
17	403720	螺栓	Bolt		1	
18	403706	弹簧	Spring		1	
19	403705	刹车阀杆	Brake valve stem		1	
20	403718	圆柱塞	Pillar plug		1	
21	GB1235-76	O型圈	O-ring	$\phi 13 \times 1.9$	1	
22	403719	螺栓	Bolt		1	
23	403717	螺母	Nut		1	
24	403712	气阀座	Vent valve seat		1	





### 3.10 Transmission pump

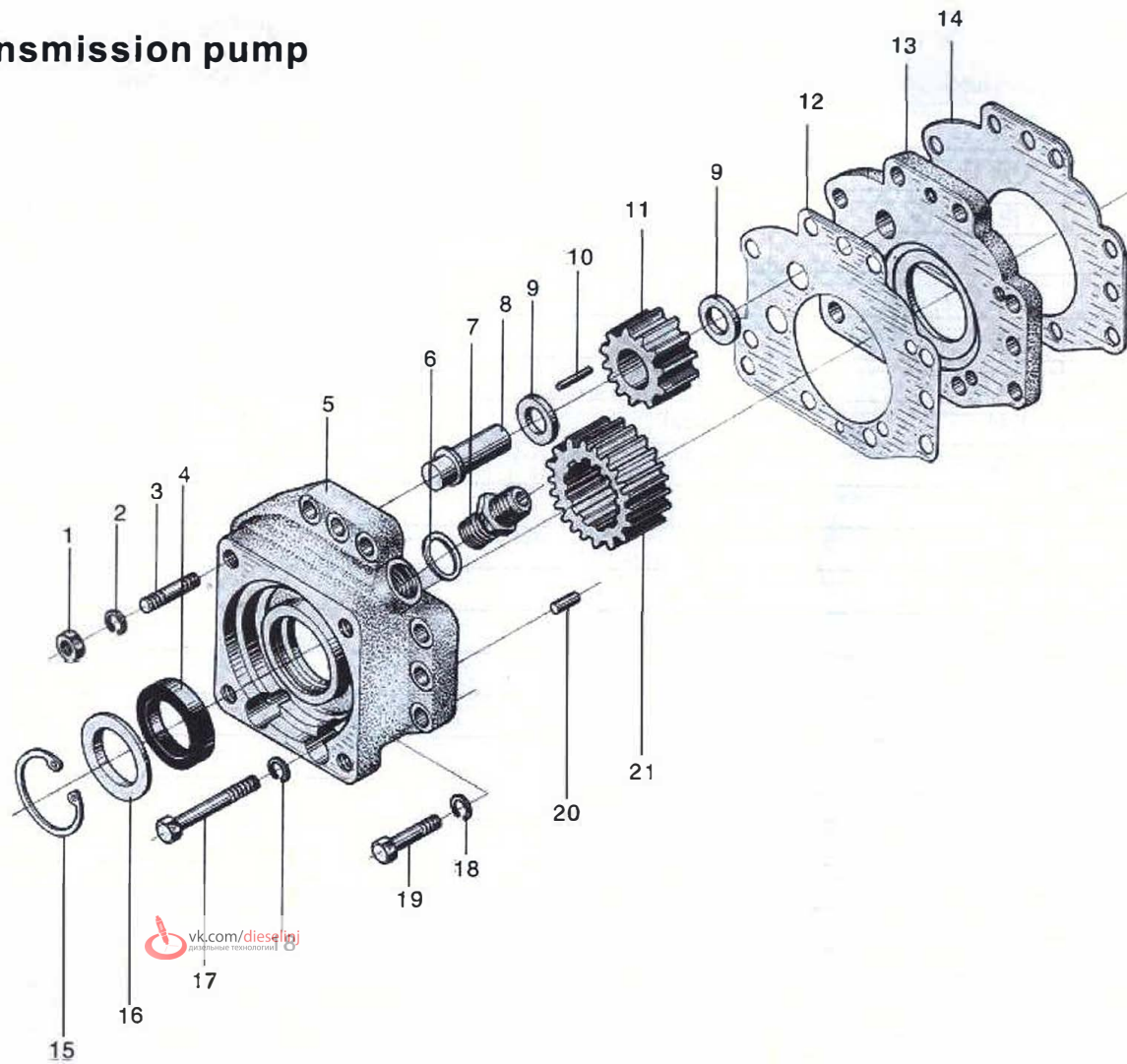


Figure 15 Transmission pump

Fig.15

 变速齿轮泵 Transmission pump

Item	Parts number	Chinese Description	English Description	Specification	Qty	Remarks
1	GB6170-86	螺母	Nut	M12	4	
2	GB93-87	垫圈	Gasket	12	4	
3	GB898-86	双头螺栓	Stud	AM12×35	4	
4	HG4-692-67	骨架油封	Frame seal	PG45×62×12	1	
5	403601 403601A	泵体	Pump body		1	
6	402106	垫圈	Washer		1	
7	402111	管接头	Pipe connector		1	
8	403603 403603A	轴	Shaft		1	
9	403219	隔离套	Separating sleeve		2	
10	GB309-84	滚针	Needle	Φ4×30	18	
11	403602 403602A	小齿轮	Small gear		1	
12	403606	密封垫	Seal gasket		1	
13	403608 403608A	泵盖	Pump cover		1	
14	403609	密封垫	Seal gasket		1	
15	GB893.1-86	挡圈	Sprag		1	
16	403604	挡环	Snap ring		1	
17	GB5782-86	螺栓	Bolt	M10×75	2	
18	GB93-87	垫圈	Washer	10	8	
19	GB5762-86	螺栓	Bolt	M10×50	6	
20	GB5782-86	销	Pin	A10×30	2	
21	403605 403605A	大齿轮	Big gear		1	

## 3.11 Oil Pan Assembly

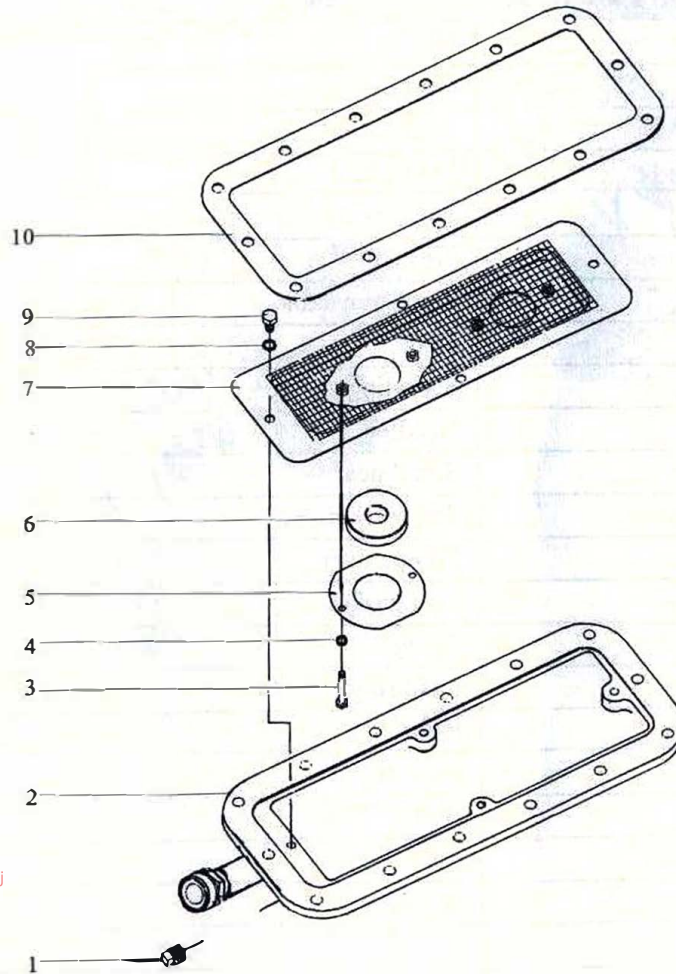


Figure 16 Oil Pan Assembly



### 3.12 Parking brake

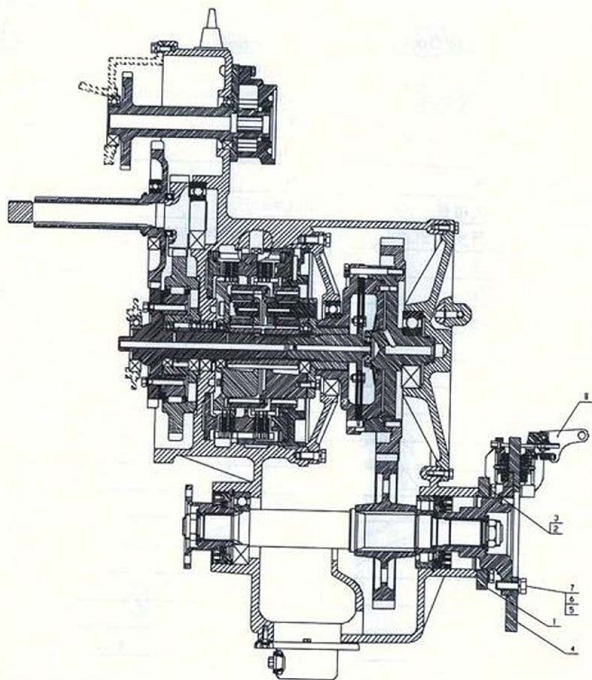


Figure 17 Parking brake



# Axle System

## Axle system

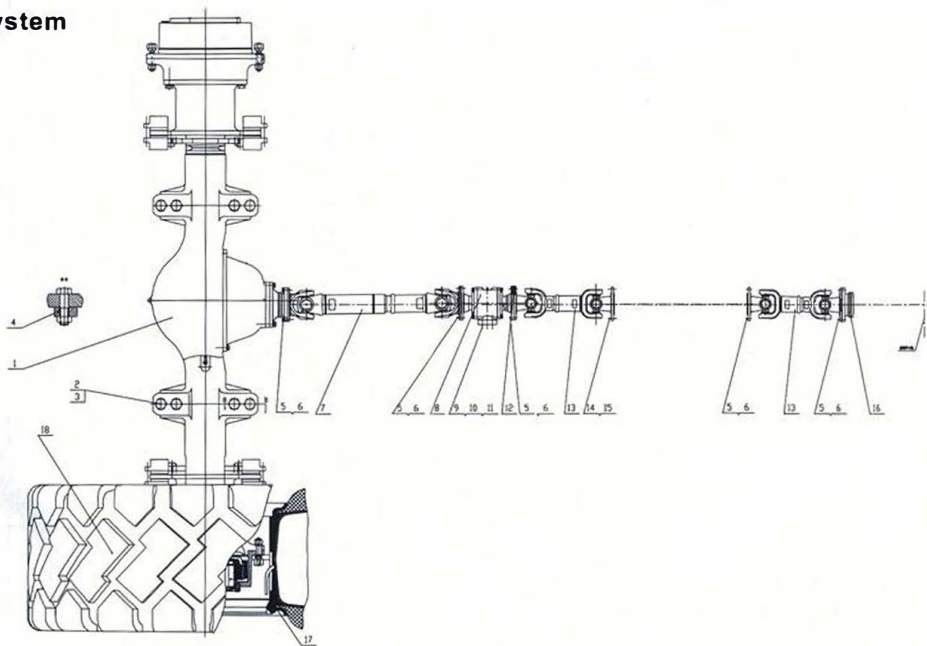


Figure 18 Axle system

Fig.18

## 驱动桥系统 Axle system

Item	Parts number	Chinese Description	English Description	Specification	Qty	Remarks
1	LG853.04.01	前驱动桥总成	Front axle assembly	LG PQ850FAL	1	LG50F.04000
2	GB/T5784	螺栓	Bolt	M30×2×145-10.9	8	
3	GB/T5784	螺栓	Bolt	M30×2×110-10.9	8	
4	GB/T889	螺母	Nut	M30×2	16	
5	GB/T5786	螺栓	Bolt	M12×1.5×40-10.9	40	
6	GB/T889	螺母	Nut	M12×1.5-8	40	
7	LG855.04.02	前传动轴总成	Front drive shaft assembly		1	LG50F.04201A
8	LG855.04.03	中间支承	Intermediate support		1	LG50F.04202A
9	GB/T5782	螺栓	Bolt	M16×50-8.8	4	
10	GB/T97.1	垫圈	Washer	16	4	
11	GB/T93	垫圈	Washer	16	4	
12	LG853.04-001	定位圈	Locating ring		1	LG50F.04601A
13	LG855.04.04	中后传动轴总成	Intermediate/rear drive shaft assembly		2	LG50F.04203A
14	GB/T5786	螺栓	Bolt	M12×1.5×30-10.9	8	
15	GB/T93	垫圈	Washer	M12	8	
16	LG853.04.04	后驱动桥总成	Rear axle assembly	LG PQ850FNL	1	LG50F.04000
17	LG853.04.05	轮辋总成	Rim assembly		4	
18	GB/T2980-2001	轮胎	Tire	23.5-25 E-3	4	



## 4.2 Standard 50F Axle I

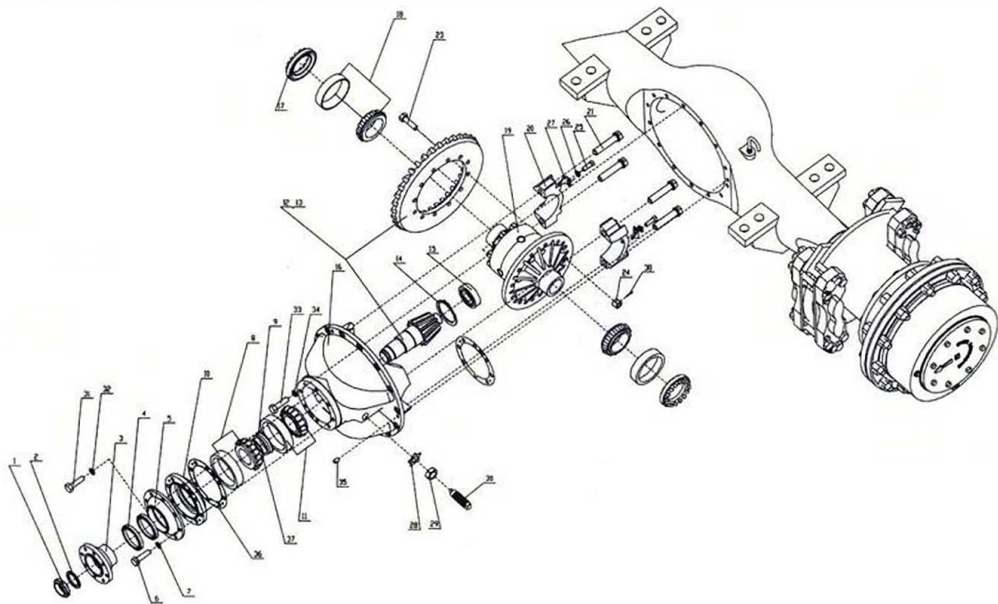


Figure 19 Standard 50 Axle I

Fig.19

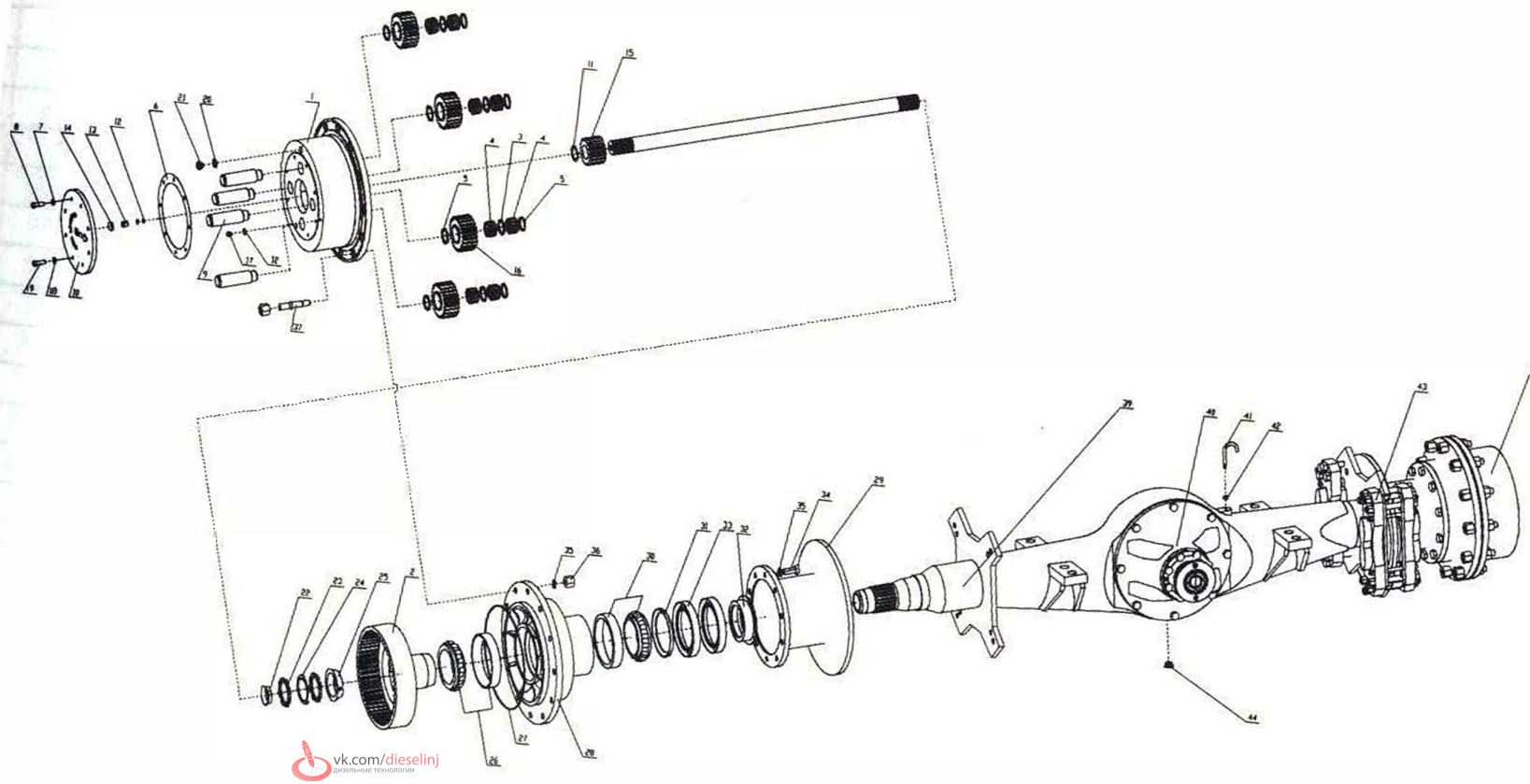
标准50F驱动桥 Standard 50F axle I

Item	Parts number	Chinese Description	English Description	Specification	Qty	Remarks
1	LG50F.04301A	锁紧螺母	Lock nut		1	
2	LG50F.04302A	垫圈	Washer		1	
3	LG50F.04303A-304A	输入法兰总成	Input flange assembly		1	
4	GB/T9877.1-1988	油封	Oil seal	FB80×100×10	2	
5	LG50F.04305A	密封盖	Seal cover		1	
6	GB5785-86	螺栓	Bolt	M14×1.5×55-10.9	7	
7	GB93-87	垫圈	Washer	14	7	
8	GB/T297-94	轴承	Bearing	31313/P6X	1	65×140×36
9	LG50F.04307A	轴承隔套	Bearing sleeve		1组	
10	LG50F.04308A	轴承座	Bearing seat		1	
11	GB/297-84	轴承	Bearing	27314E/P6X	1	70×150×38
12	LG50F.04309A-310A	螺旋伞齿轮副(前桥用)	Spiral bevel gear pair for front axle		1	
13	LG50F.04311A-312A	螺旋伞齿轮副(后桥用)	Spiral bevel gear pair for rear axle			数量含在前桥付内
14	GB894.1-86	挡圈	Sprag	90	1	
15	NJ2309VMR	轴承	Bearing	NJ2307×9	1	非标件
16	LG50F.04313A	托架	Bracket		1	
17	LG50F.04314A	调整螺母	Adjusting nut		2	
18	47620/47686	轴承	Bearing	47620A/47686	2	82.55×133.35×33.338
19	LG50F.04315A-323A	差速器总成	Differential assembly		1	
20	LG50F.04324A	轴承盖	Bearing cover		2	
21	LG50F.04325A	螺栓	Bolt		4	
22	LG50F.04326A	铁丝	Steel wire	16#×500	2	
23	LG50F.04333A	大螺旋伞齿轮螺栓	Spiral bevel gear bolt		12	
24	GB6178-86	开槽螺母	Groove nut	M14×1.5-10	12	

Fig.19

标准50F驱动桥 Standard 50F axle 1

Item	Parts number	Chinese Description	English Description	Specification	Qty	Remarks
25	GB5783-86	螺栓	Bolt	M10×1×20-8.8	2	
26	GB93-87	垫圈	Washer	10	2	
27	LG50F.04327A	锁紧片	Lock plate		2	
28	LG50F.04328A	止动垫圈	Stop washer		1	
29	GB6173-86	螺母	Nut	M27×2-8	1	
30	LG50F.04329A	止推螺栓	Thrust bolt		1	
31	GB5785-86	螺栓	Bolt	M12×1.5×50-10.9	1	
32	GB93-87	垫圈	Washer	12	1	
33	GB/T5786	螺栓	Bolt	M12×1.5×45-10.9	2	
34	GB/T93	垫圈	Washer	14	14	
35	GB/T119	销	Pin	A12×20	3	
36	LG50F.04331A	调整垫	Adjusting shim		1	
37	LG50F.04322A	调整垫	Adjusting shim		1	
38	GB/T91	开口销	Cotter pin	φ3.2×26	12	



 vk.com/dieselinj  
дизельные технологии

Figure 20 Standard 50F Axle II

Fig.20

标准50F驱动桥 Standard 50F axle II

Item	Parts number	Chinese Description	English Description	Specification	Qty	Remarks
1	LG50F.04401A	行星轮架	Planet gear carrier		1	
2	LG50F.04402A-404A	内齿圈总成	Inner ring gear assembly		1	
3	LG50F.04405A	隔套	Separating sleeve		4	
4	LG50F.04406A	滚针	Needle		216	
5	LG50F.04407A	挡圈	Sprag		8	
6	LG50F.04408A	密封垫	Seal gasket		1	
7	GB93-87	垫圈	Washer	12	7	
8	GB5783-86	螺栓	Bolt	M12 × 25-8.8	7	
9	LG50F.04409A	行星轮轴	Planet gear shaft		4	
10	LG50F.04410B	轮边端盖	Wheel end cover		1	
11	GB894.1-86	挡圈	Sprag	50	1	
12	LG50F.04411A	垫圈	Washer		3	
13	LG50F.04412A	半轴堵头	Axle shaft stopper		1	
14	LG50F.04413A	挡块	Block		1	
15	LG50F.04414A	太阳轮	Sun gear		1	
16	LG50F.04415A	行星轮	Planet gear		4	
17	LG50F.04416A	螺塞	Plug screw		1	
18	GB93-87	垫圈	Washer	10	1	
19	GB5783-86	螺栓	Bolt	M10 × 25-8.8	1	
20	LG50F.04417A	垫圈	Washer		1	
21	LG50F.04418A	油塞	Oil plug		1	
22	LG50F.04419A	隔套	Separating sleeve		1	
23	LG50F.04420A	圆螺母	Round nut		2	
24	GB858-88	垫圈	Washer	85	1	

	Parts number	Chinese Description	English Description	Specification	Qty	Remarks
25	LG50F.04421A	锥套	Taper sleeve		1	
26	GB/T297-94	轴承	Bearing	32026	1	130×200×45
27	LG50F.04422A	O形密封圈	O-ring		1	
28	LG50F.04423A	轮毂	Wheel hub		1	
29	504002B	制动盘	Brake disc		1	借用
30	GB/T297-94	轴承	Bearign	32024X	1	120×180×38
31	LG50F.04425A	挡油板	Oil baffle		1	
32	LG50F.04426A	轴套	Shaft sleeve		1	
33	GB9877.1-88	油封	Oil seal	FB150×180×15	2	
34	GB5786-86	螺栓	Bolt	M20×1.5×50-8.8	10	
35	GB93-87	垫圈	Washer	20	20	
36	GB6171-86	螺母	Nut	M20×1.5-10	10	
37	LG50F.04427A	轮钢螺栓	Wheel rim bolt		10	
38	LG50F.04400A	轮边减速器总成	Wheel rductor assembly		2	
39	LG50F.04500A	前后桥壳总成	Front/rear axle housing assembly		1	
40	LG50F.04300A	主减速器总成	Main reductor assembly		1	
41	404002	透气管	Vent pipe		1	
42	GB/T6173	螺母	Nut	M10×1	1	
43	408100	钳盘式制动器总成	Disc brake assembly		4	
44	402223	螺塞	Plug screw		1	

## 4.4 Differential assembly for standatd 50F axle

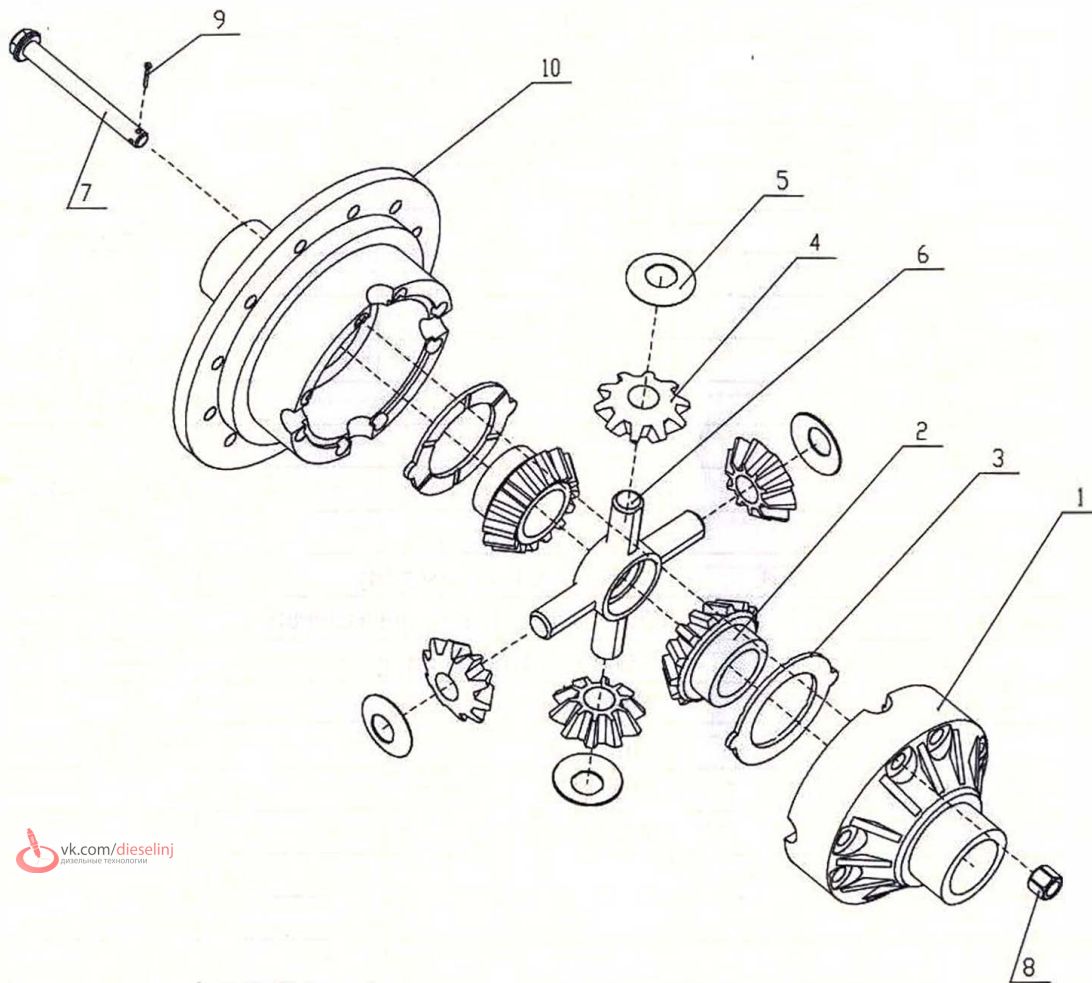


Figure 21 Differential assembly for standatd 50F axle

Fig.21

## 50F差速器总成 Differential assembly for standatd 50F axle

Item	Parts number	Chinese Description	English Description	Specification	Qty	Remarks
1	LG50F.04315A-316A	差速器壳 I	Differential case I		1	
2	LG50F.04317A	半轴齿轮	Axle shaft gear		2	
3	LG50F.04318A	半轴齿轮垫片	Axle shaft gear gasket		2	
4	LG50F.04319A	锥齿轮	Bevel gear		4	
5	LG50F.04320A	锥齿轮垫片	Bevel gear gasket		4	
6	LG50F.04321A	十字轴	Spider		1	
7	LG50F.04322A	差速器螺栓	Differential bolt		8	
8	GB/T6178-86	开槽螺母	Groove nut	M16×1.5-10	8	
9	GB/T91	开口销	Cotter pin	4×28	8	
10	LG50F.04316A	差速器壳 II	Differential case II		8	



## 4.5 Normal 50 Axle I (optional)

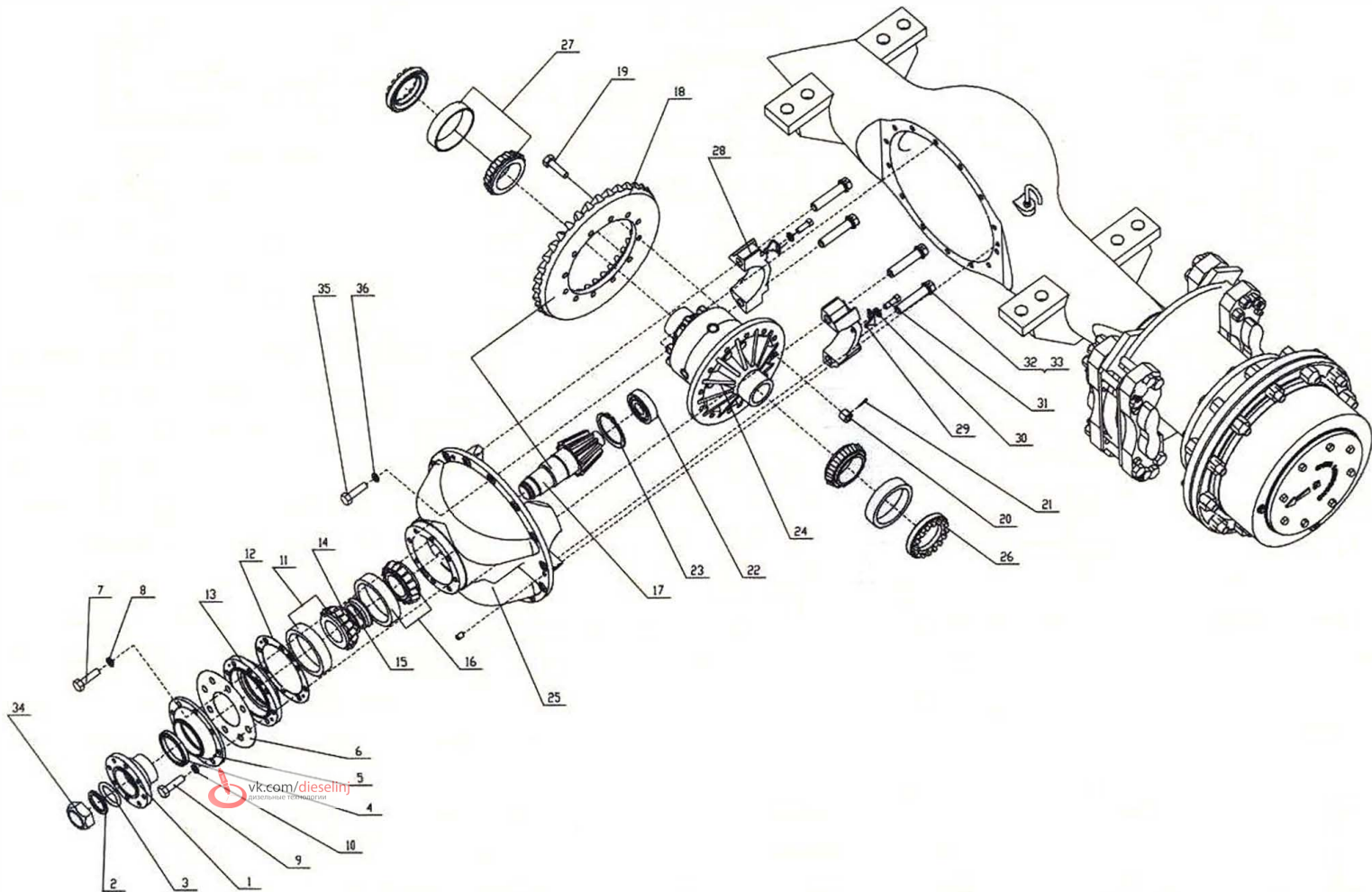


Figure 22 Normal 50 Axle I

Fig.22

普通50驱动桥 Normal 50 Axle I (optional)

Item	Parts number	Chinese Description	English Description	Specification	Qty	Remarks
1	LG853.04.01.02.01	输入法兰	Input flange		1	404301-302B
2	LG853.04.01.02-001	垫圈	Washer		1	404326
3	LG853.04.01.02-002	O形密封圈	O-ring		1	404327
4	GB/T9877.1-1998	油封	Oil seal	FB62×93×13	2	
5	LG853.04.01.02-003	密封盖	Seal cover		1	404303B
6	LG853.04.01.02-004	垫密封	Seal gasket		1	404304
7	GB/T5782	螺栓	Bolt	M12×55-8.8	1	
8	GB/T93	垫圈	Washer	12	1	
9	GB/T5782	螺栓	Bolt	M14×55-8.8	7	
10	GB/T93	垫圈	Washer	14	7	
11	GB/T297	圆锥滚子轴承	Taper roller bearing	31310	1	27310
12	LG853.04.01.02-005	调整垫片	Adjusting shim		1组	404305
13	LG853.04.01.02-006	轴承套	Bearing sleeve		1	404306
14	LG853.04.01.02-007	垫片	Gasket		1组	404325
15	LG853.04.01.02-008	轴套	Shaft sleeve		1	404307
16	GB/T297	圆锥滚子轴承	Taper roller bearing	31311	1	27311
17	LG853.04.01.02-009	主动螺旋伞齿轮	Drive spiral bevel gear		1	404311C
18	LG853.04.01.02-010	大螺旋伞齿轮	Spiral bevel gear		1	404324C
19	LG853.04.01.02-011	大螺旋伞齿轮螺栓	Spiral bevel gear bolt		12	404323B
20	GB/T6180	螺母	Nut	M16-6	12	
21	GB/T91	开口销	Cotter pin	φ4×28	12	
22	GB/T283-94	圆柱滚子轴承	Cylindrical roller bearing	NUP2306E	1	92606
23	GB/T894.2	挡圈	Sprag	30	1	
24	LG853.04.01.02.02	差速器总成	Differential assembly		1	404316-322B

Fig.22

普通50驱动桥 Normal 50 Axle I (optional)

Item	Parts number	Chinese Description	English Description	Specification	Qty	Remarks
25	LG853.04.01.02-012	托架	Bracket		1	404312B
26	LG853.04.01.02-013	调整螺母	Adjusting nut		2	404315
27	GB/T297-94	圆锥滚子轴承	Taper roller bearing	32215	2	7515
28	LG853.04.01.02-014	轴承盖	Bearing cover		2	404318
29	LG853.04.01.02-015	锁紧片	Lock plate		2	404319B
30	GB/T93-87	垫圈	Washer	10	2	
31	GB/T32.1	螺栓	Bolt	M10×1×20-8.8	2	
32	GB/T97	垫圈	Washer	22	4	
33	GB/T32.1	螺栓	Bolt	M22×90-8.8	4	
34	GB890-80	六角尼龙自锁螺母	Hexagon nylon locknut	M33×1.5	1	403302A
35	GB/T5782	螺栓	Bolt	M16×40-8.8	14	
36	GB/T93	垫圈	Washer	16	14	

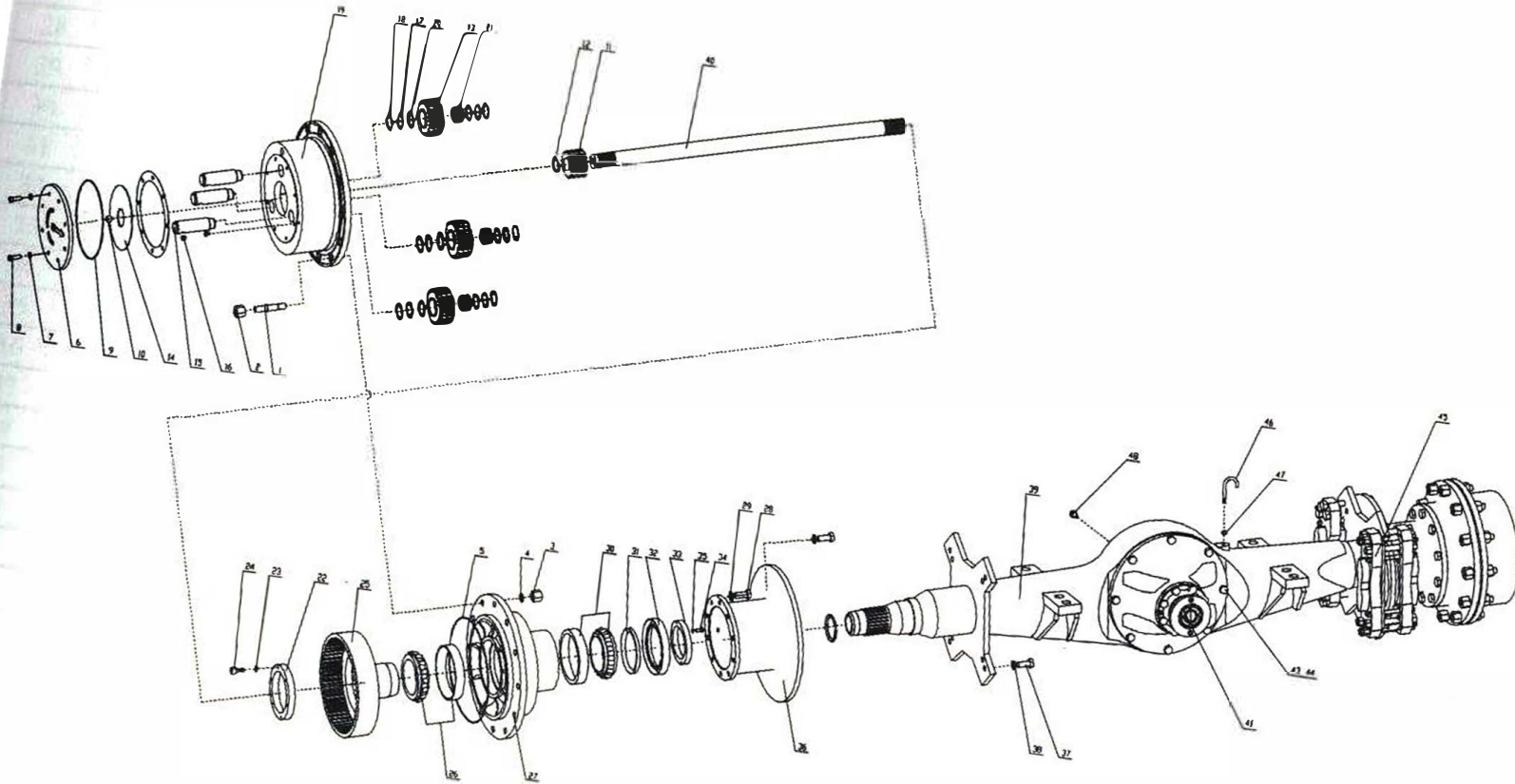


Figure 23 Normal 50 Axle II

Fig.23

普通50驱动桥Normal 50 Axle II (optional)

Item	Parts number	Chinese Description	English Description	Specification	Qty	Remarks
1	LG50F.04401A	行星轮架	Planet gear carrier		1	
2	LG50F.04402A-404A	内齿圈总成	Inner ring gear assembly		1	
3	LG50F.04405A	隔套	Separating sleeve		4	
4	LG50F.04406A	滚针	Needle		216	
5	LG50F.04407A	挡圈	Sprag		8	
6	LG50F.04408A	密封垫	Seal gasket		1	
7	GB93-87	垫圈	Washer	12	7	
8	GB5783-86	螺栓	Bolt	M12 × 25-8.8	7	
9	LG50F.04409A	行星轮轴	Planet gear shaft		4	
10	LG50F.04410B	轮边端盖	Wheel end cover		1	
11	GB894.1-86	挡圈	Sprag	50	1	
12	LG50F.04411A	垫圈	Washer		3	
13	LG50F.04412A	半轴堵头	Axle shaft stopper		1	
14	LG50F.04413A	挡块	Block		1	
15	LG50F.04414A	太阳轮	Sun gear		1	
16	LG50F.04415A	行星轮	Planet gear		4	
17	LG50F.04416A	螺塞	Plug screw		1	
18	GB93-87	垫圈	Washer	10	1	
19	GB5783-86	螺栓	Bolt	M10 × 25-8.8	1	
20	LG50F.04417A	垫圈	Washer		1	
21	LG50F.04418A	油塞	Oil plug		1	
22	LG50F.04419A	隔套	Separating sleeve		1	
23	LG50F.04420A	圆螺母	Round nut		2	
24	GB858-88	垫圈	Washer	85	1	

Fig.23

普通50驱动桥Normal 50 Axle II (optional)

Item	Parts number	Chinese Description	English Description	Specification	Qty	Remarks
25	LG50F.04421A	锥套	Taper sleeve		1	
26	GB/T297-94	轴承	Bearing	32026	1	130×200×45
27	LG50F.04422A	O形密封圈	O-ring		1	
28	LG50F.04423A	轮毂	Wheel hub		1	
29	504002B	制动盘	Brake disc		1	借用
30	GB/T297-94	轴承	Bearign	32024X	1	120×180×38
31	LG50F.04425A	挡油板	Oil baffle		1	
32	LG50F.04426A	轴套	Shaft sleeve		1	
33	GB9877.1-88	油封	Oil seal	FB150×180×15	2	
34	GB5786-86	螺栓	Bolt	M20×1.5×50-8.8	10	
35	GB93-87	垫圈	Washer	20	20	
36	GB6171-86	螺母	Nut	M20×1.5-10	10	
37	LG50F.04427A	轮钢螺栓	Wheel rim bolt		10	
38	LG50F.04400A	轮边减速度器总成	Wheel reductor assembly		2	
39	LG50F.04500A	前后桥壳总成	Front/rear axle housing assembly		1	
40	LG50F.04300A	主减速度器总成	Main reductor assembly		1	
41	404002	透气管	Vent pipe		1	
42	GB/T6173	螺母	Nut	M10×1	1	
43	408100	钳盘式制动器总成	Disc brake assembly		4	
44	402223	螺塞	Plug screw		1	



## 4.7 Differential assembly for normal 50 axle

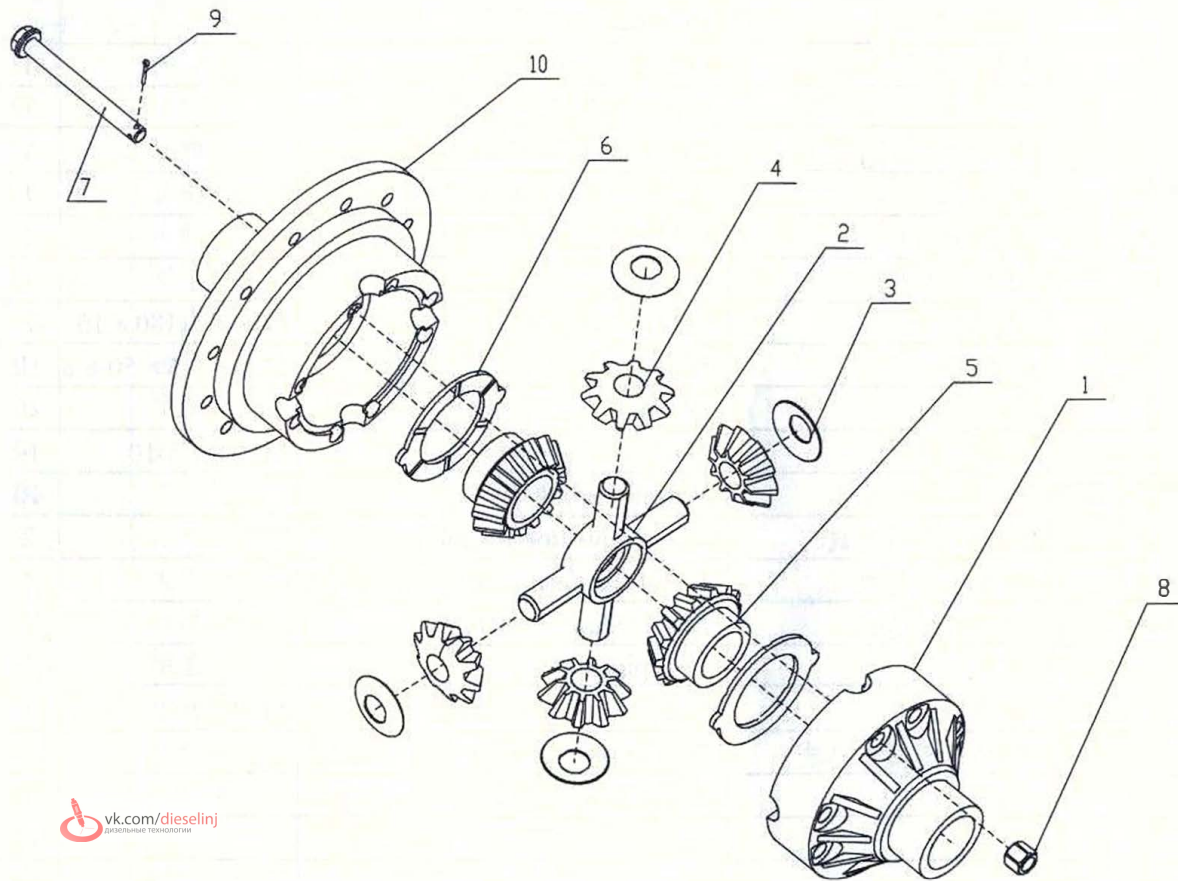


Figure 24 Differential assembly for normal 50 axle

Fig-24

普通50差速器总成 Differential assembly for normal 50 axle

Item	Parts number	Chinese Description	English Description	Specification	Qty	Remarks
1	LG853.04.01.02.02-001	差速器左壳	Differential left case		1	
2	LG853.04.01.02.02-002	半轴齿轮十字轴	Axle shaft gear spider		2	
3	LG853.04.01.02.02-003	半轴齿轮垫片	Axle shaft gear gasket		2	
4	LG853.04.01.02.02-004	锥齿轮	Bevel gear		4	
5	LG853.04.01.02.02-005	半轴齿轮	Axle shaft gear		4	
6	LG853.04.01.02.02-006	半轴齿轮垫片	Axle shaft gear gasket		1	
7	LG853.04.01.02.02-007	差速器螺栓	Differential bolt		8	
8	GB/T6178	螺母	Nut	M14-8	8	
9	GB/T91	开口销	Cotter pin	3.0 x 30	8	
10	LG853.04.01.02.02-008	差速器右壳	Differential right case		1	



## 4.8 Front drive shaft

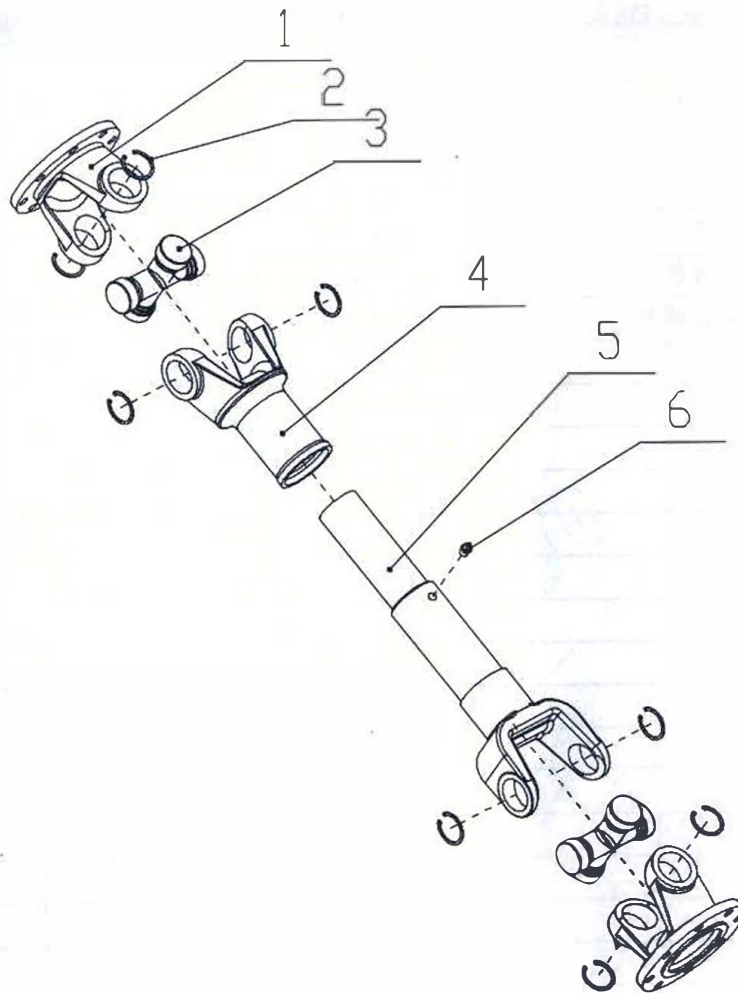


Figure 25 Front drive shaft

Fig.25

## 前传动轴 Front drive shaft

Item	Parts number	Chinese Description	English Description	Specification	Qty	Remarks
1	LG50F-023H	凸缘叉	Flange fork		1	
2	LG50F-026H	卡环	Snap ring		8	
3	HWT-2273-00	十字轴	Spider		2	
4	LG50F-055	花键轴叉总成	Spline shaft fork assembly		1	
5	LG50F-017	焊接叉总成	Welding fork assembly		1	
6	JB/T7940.1	油杯	Oil cup	M10×1	1	

# Intermediate Suport

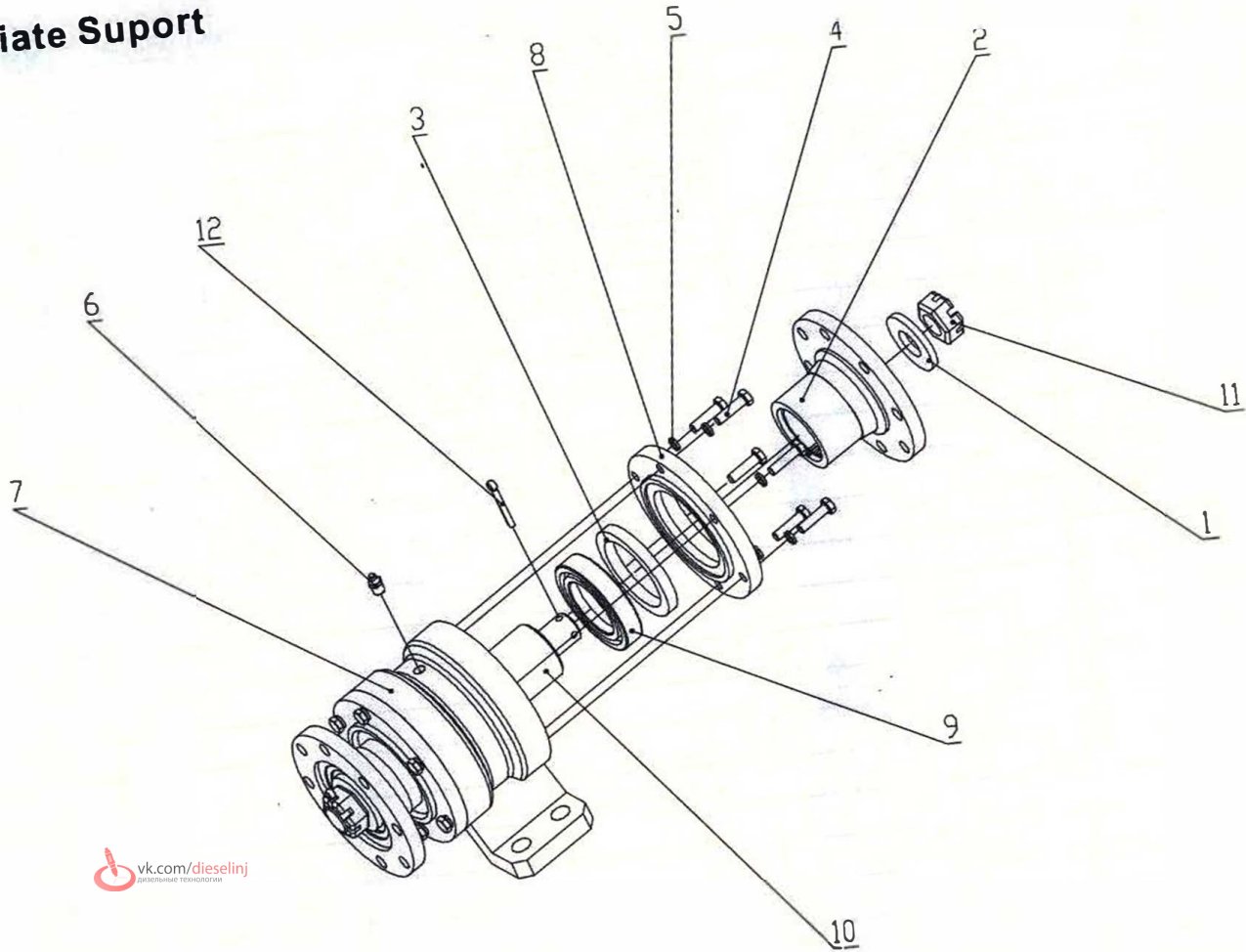


Figure 26 Intermediate Suport

Fig.26

## 中间支承 Intermediate Suport

Item	Parts number	Chinese Description	English Description	Specification	Qty	Remarks
1	2202G1-042	垫圈	Washer	$\phi 27 \times \phi 57 \times 6$	2	
2	LGZL50-111B	凸缘	Flange		2	
3	GB13871	油封	Oil seal	70×90×10	2	
4	GB5782	螺栓	Bolt	M8×25	12	
5	GB/T93	垫圈	Washer	8	12	
6	JB/T7940.1	油杯	Oil cup	M10×1	1	
7	LGZL50-090-1B	支架座	Bracket seat		1	
8	LGZL50-090-2B	轴承盖	Bearing cover		2	
9	GB/T276	轴承	Bearing	6311	2	
10	LGZL50-016B	花键轴	Spline shaft		1	
11	2202G1-041	槽型螺母	Groove nut	M27×1.5	2	
12.	GB/T91	销	Pin	$\phi 5 \times 40$	2	

## 4.10 Intermediate/rear drive shaft assembly

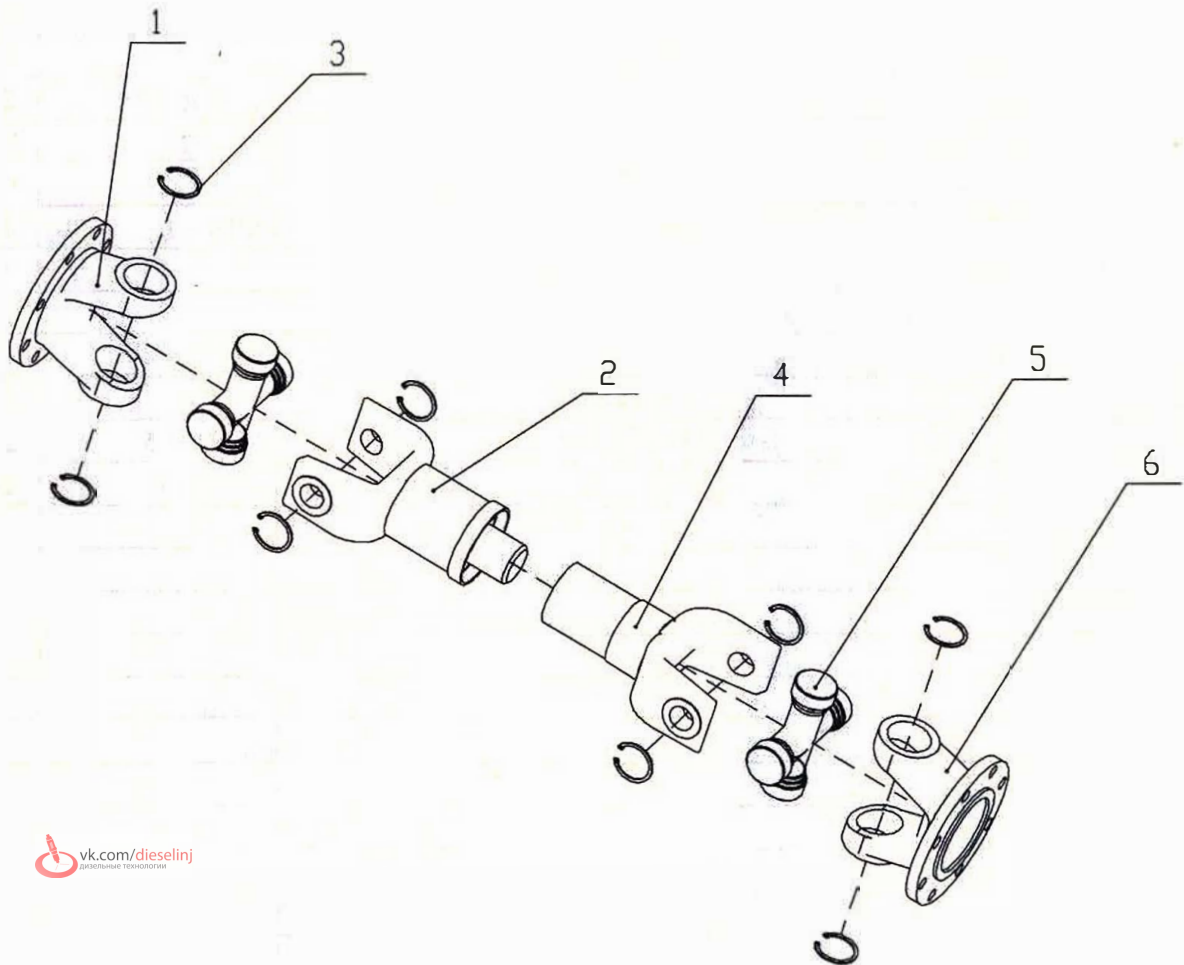


Figure 27 Intermediate/rear drive shaft assembly

Fig:27		中后传动轴 Intermediate/rear drive shaft assembly				
	number	Chinese Description	English Description	Specification	Qty	Remarks
1	LG50F-023H	凸缘叉	Flange fork		1	
2	LG50F-055H	花键叉轴总成	Spline fork shaft assembly		1	
3	LG50F-026H	卡环	Snap ring		8	
4	LG50F-020	套管叉总成	Sleeve fork assembly		1	
5	HWT-2273-00	十字轴	Spider		2	
6	LG50F-023HA	凸缘叉	Flange fork		1	

# V Speed Control Assembly

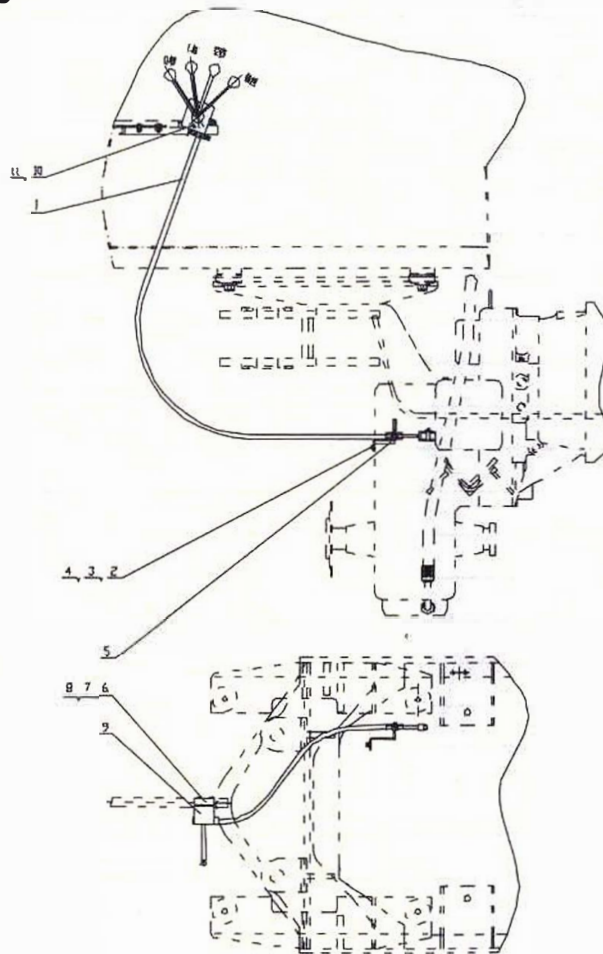


Figure 28 Speed Control Assembly

Fig.28

## 中后传动轴 Intermediate/rear drive shaft assembly

	Parts number	Chinese Description	English Description	Specification	Qty	Remarks
1	LG855.05.01.01	变速操纵软轴	Speed control flexible shaft	L=2050mm	1	
2	GB/T5783	螺栓	Bolt	M10 × 25	1	
3	GB/T93	垫圈	Washer	10	1	
4	GB/T97.1	垫圈	Washer	10	1	
5	LG853.05.01-002	变速软轴固定板	Speed control flexible shaft securing plate		1	
6	LG853.05.01-001	锁紧块	Lock plate		1	
7	GB/T5783	螺栓	Bolt	M8 × 45	2	
8	GB/T93	垫圈	Washer	8	2	
9	LG853.05.01.02	变速软轴固定块	Speed control flexible shaft securing block		1	
10	GB/T5782	螺栓	Bolt	M6 × 35	2	
11	GB/T93	垫圈	Washer	6	2	



# VI. Hydraulic steering system

## 6.1 Hydraulic steering system

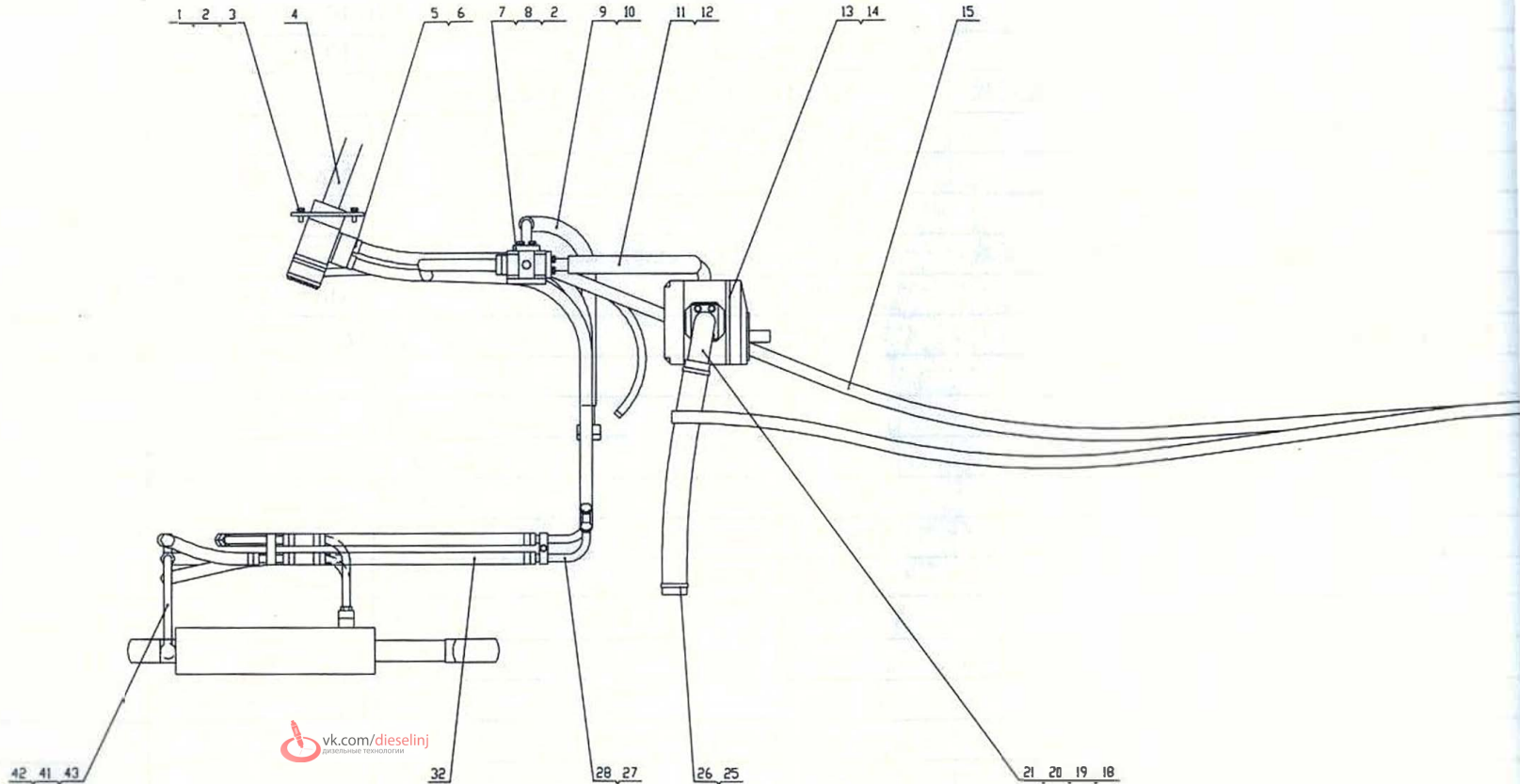


Figure 29-1 Hydraulic steering system

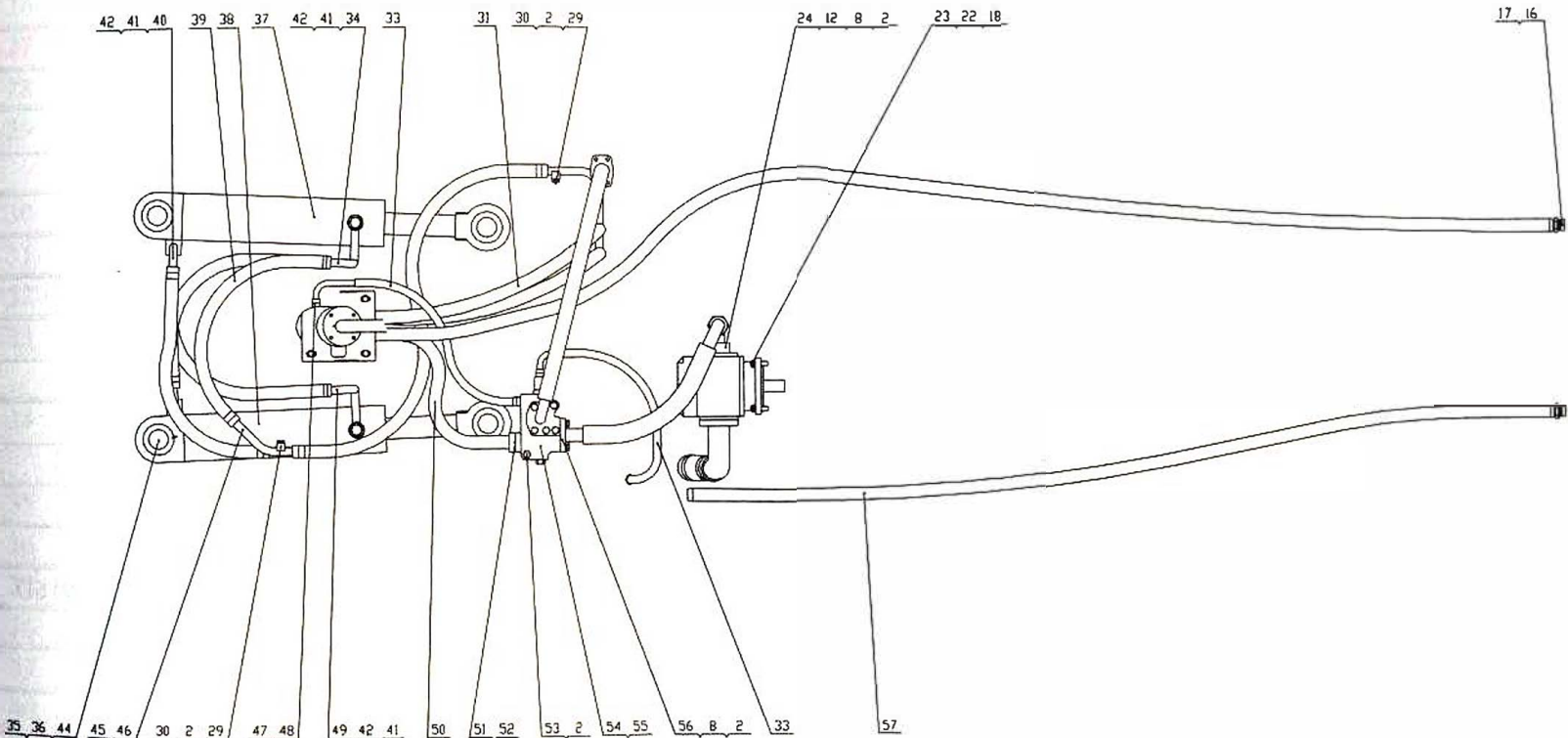


Figure 29-2 Hydraulic steering system

Fig.29

转向液压系统 Hydraulic steering system

Item	Parts number	Chinese Description	English Description	Specification	Qty	Remarks
1	GB/T5783	螺栓	Bolt	M10×30	4	
2	GB/T93	垫圈	Washer	10	20	
3	GB/T97.1	垫圈	Washer	10	4	
4	LG855.06.12	全液压转向机	Hydraulic steering gear		1	
5	LG853.06-003	转向机接头体	Steering gear adapter		4	
6	JB1002-77	垫圈	Washer	20	4	
7	LG853.06-004	压板	Press plate		1	
8	GB5783	螺栓	Bolt	M10×35	8	
9	90F-F/25/28-2S-L940	优先阀分流胶管	Priority valve distributing hose		1	
10	GB1235-76	O形圈	O-ring	φ38×3.5	1	
11	90H-F(32)/25/28-4S-L570	优先阀进油胶管	Priority valve oil inlet hose		1	
12	GB1235-76	O形圈	O-ring	φ45×3.5	3	
13	LG853.06.08	齿轮泵	Gear pump	CBGj2080	1	
14	LG853.06-001	密封垫	Seal gasket		1	
15	H-H/19/18-I-L3600	转向机至冷却器胶管	Hose from steering gear to cooler		1	
16	LG855.02.02-001	接头体	Adapter		2	原为306016D
17	JB1002-77	垫圈	Washer	27	2	
18	GB/T93	垫圈	Washer	12	8	
19	GB/T3452.1-1992	O形圈	O-ring	φ46.2×3.55	1	
20	GB/T5783	螺栓	Bolt	M12×40	4	
21	LG855.06.01	转向泵进油钢管	Steering pump oil inlet pipe		1	原为506002-003C
22	GB/T97.1	垫圈	Washer	12	2	
23	GB/T6170	螺母	Nut	M12	4	
24	LG50EX.06.02	转向泵出油钢管	Steering pump oil outlet pipe		1	

Fig.29

## 转向液压系统 Hydraulic steering system

Item	Parts number	Chinese Description	English Description	Specification	Qty	Remarks
25	φ 51 × 4-L520	吸油胶管	Oil suction hose		1	
26	JB/T8870-1999	喉箍	Hoop	φ 55-71	2	
27	LG855.06.04	后车架转向过渡接头	Rear frame turn transition connector		1	原为 506005-006C
28	LG855.06.05	后车架转向过渡接头	Rear frame turn transition connector		1	原为 506005-006C
29	LG853.06-005	后车架转向过渡接头 压板	Rear frame turn transition connector press plate		2	原为 506007C
30	GB/T5782	螺栓	Bolt	M10 × 42	6	
31	H-H/19/18-II-L1252	胶管总成	Hose assembly		2	
32	H-H/19/18-II-L1152	胶管总成	Hose assembly		2	
33	90H-H/8/14-I-L800	转向传感/优先阀泄漏 胶管	Steering sensing/priority valve leakage hose		2	
34	LG855.06.06	右转向油缸小腔钢管	Small chamber pipe of right steering cylinder		1	原为 LG50F.06004-004A
35	GB1235-76	O形圈	O-ring	φ 50 × 5.3	8	
36	GB1235-76	O形圈	O-ring	φ 65 × 5.3	8	
37	LG855.06.14	右转向油缸	Right steering cylinder		1	
38	LG855.06.13	左转向油缸	Left steering cylinder		1	
39	H-H/19/18-II-L685	胶管总成	Hose assembly		4	
40	LG855.06.07	右转向油缸大腔钢管	Big chamber pipe of right steering cylinder		1	原为 LG50F.06001-003A
41	JB999-77	管接头用铰接螺栓	Articulated bolt for pipe connector	M22 × 1.5 × 48	4	
42	JB1002-77	垫圈	Washer	22	8	
43	LG855.06.08	左转向油缸大腔钢管	Big chamber pipe of left steering cylinder		1	原为 LG50F.06005-005A

Fig.29

## 转向液压系统 Hydraulic steering system

Item	Parts number	Chinese Description	English Description	Specification	Qty	Remarks
44	LG855.06-001	转向油缸连接密封座	Connecting seal seat for steering cylinder		8	原为LG50F.06301A
45	LG855.06.09	前车架右转向过度接头	Front frame right steering transition connector		1	原为LG50F.06007-007A
46	LG855.06.10	前车架左转向过度接头	Front frame left steering transition connector		1	原为LG50F.06008-008A
47	GB3733.2-83	接头体	Adapter	G8	3	
48	JB1002-77	垫圈	Washer	12	3	
49	LG855.06.11	左转向油缸小腔钢管	Small chamber pipe of left steering cylinder		1	原为LG50F.06006-006A
50	90H-H/19/18-II-L550	优先阀至转向机胶管	Hose from priority valve to steering gear		1	
51	LG853.06-006	优先阀出油接头体	Priority valve oil outlet adapter		1	原为506009C
52	JB1002-77	垫圈	Washer	33	1	
53	GB/T5782	螺栓	Bolt	M10×100	2	
54	LG853.06.10	优先阀	Priority valve	YXL-F250F-N7	1	
55	LG853.06.09	优先阀	Priority valve	VLE-150/882 -5902-059	1	可选
56	LG853.07-007	压板	Press plate		1	
57	H-H/19/18-I-L2300	冷却器回油胶管	Cooler oil return hose		1	

## 6.2 Priority valve

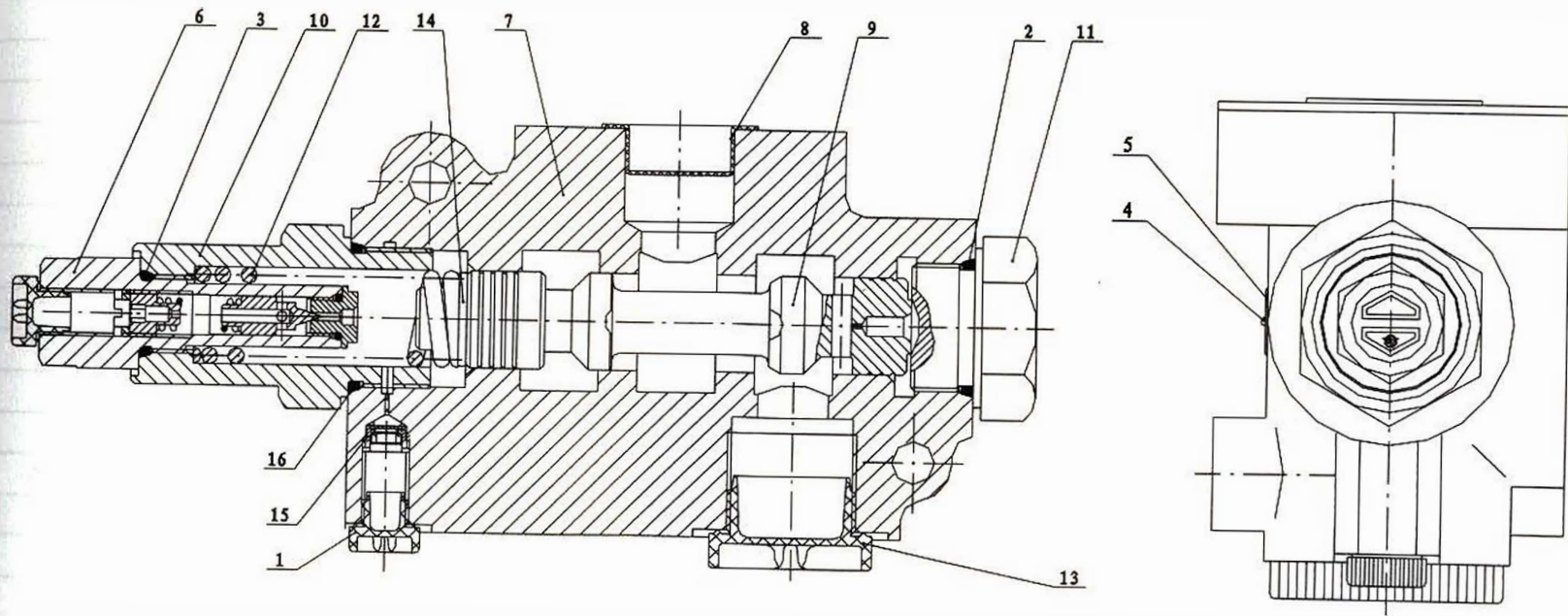


Figure 30-1 Priority valve

Fig.30

优先阀 Priority valve

Item	Parts number	Chinese Description	English Description	Specification	Qty	Remarks
1	BZZ5.A404.01a	油堵	Oil plug	M12×1.5	2	借用
2	GB1235-76	O形圈	O-ring	φ35×3.1	1	邵尔A80±5
3	GB1235-76	O型圈	O-ring	φ22×2.4	1	邵尔A80±5
4	GB827-86	标牌铆钉	Nameplate rivet	2×5	2	
5	YXL-F160L-08d	标志牌	Nameplate		1	
6	YXL-F160L-05a-00(A)	安全阀总成	Safety valve assembly		1	
7	YXL-F250F-01(A)	阀体	Valve body		1	
8	YXL-F250F-02b	油堵	Oil plug		2	
9	YXL-F250L-02b	阀芯	Valve spool		1	
10	YXL-F250L-03b	安全阀阀座	Safety valve seat		1	
11	YXL-F250L-04a	螺堵	Plug screw		1	
12	YXL-F250L-05	弹簧	Spring		1	
13	YXL-F250L-07c	油堵	Oil plug	M33×2	1	
14	YXL-F250L-09a	垫片	Gasket		1	
15	YXL-F250L-10	滤网总成	Screen assembly		1	
16	GB1235-76	O形圈	O-ring	φ38×3.1	1	邵尔A80±5



## 6.3 Hydraulic steering gear

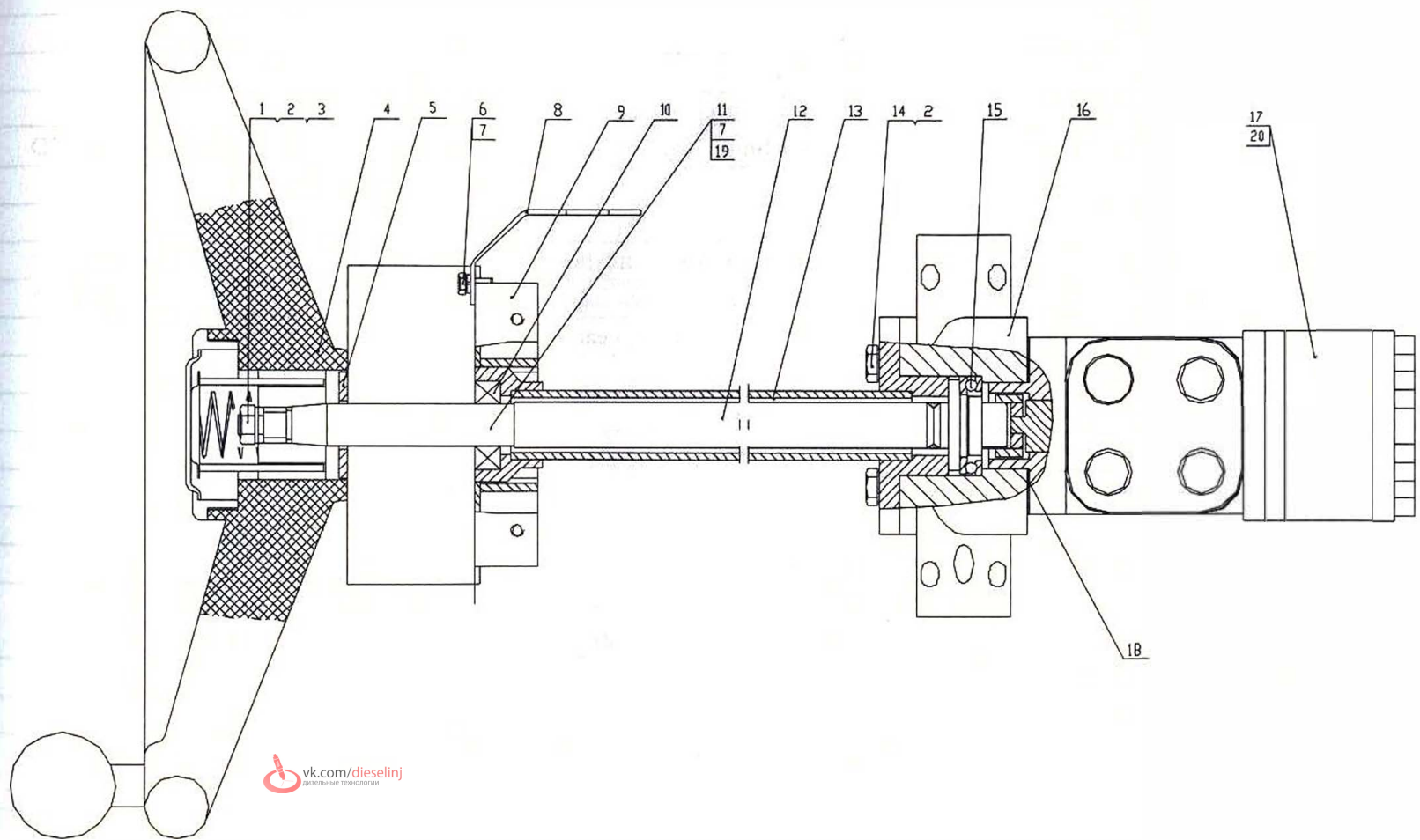


Figure 31 Hydraulic steering gear



Fig.31

全液压转向机 Hydraulic steering gear

Item	Parts number	Chinese Description	English Description	Specification	Qty	Remarks
1	GB/T6170	螺母	Nut	M10	1	
2	GB/T93	垫圈	Washer	10	5	
3	GB/T97.1	垫圈	Washer	10	1	
4	LG853.06.02.01	方向盘总成	Steering wheel assembly		1	
5	LG853.06.02.02	导电套	Conducting sleeve		1	原为306114-115D
6	GB/T5783	螺栓	Bolt	M6×12	2	
7	GB/T93	垫圈	Washer	6	3	
8	LG853.06.02-001	电锁固定板	Electronic lock securing board		1	原为306113D
9	LG853.06.02.03	组合开关固定板	Combined switch securing board		1	原为306110-111D
10	GB276-89	单列向心球轴承	Single row radial ball bearing	104	1	
11	GB/T5783	螺栓	Bolt	M6×20	1	
12	LG853.06.02.04	转向轴	Steering shaft		1	
13	LG853.06.02.05	外套管	Outer sheath		1	
14	GB/T5782	螺栓	Bolt	M10×85	4	
15	GB/T301-1995	滚动轴承	Roller bearing	51106	1	
16	LG853.06.02.08	管座	Pipe seat		1	
17	LG853.06.02.06	全液压转向机(带阀块)	Hydraulic steering gear with valve block(select implement)	BZZ5-800(FK143020)	1	可选
18	LG853.06.02-003	调整垫	Adjusting gasket		1	
19	GB/T6170	螺母	Nut	M6	1	
20	LG853.06.02.07	全液压转向机(带阀块)	Hydraulic steering gear with valve block	TLF-E1000C(FKBR3020)	1	

## 6.4 Coaxial flow amplifying steering gear

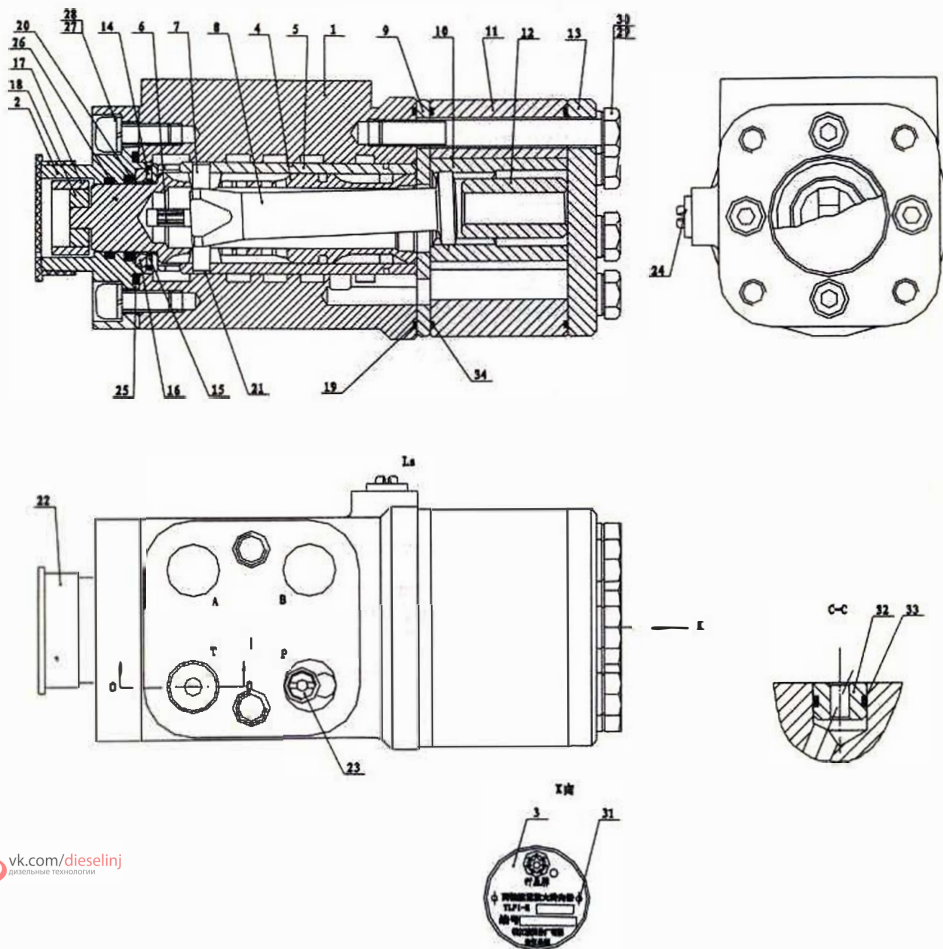


Figure 32 Coaxial flow amplifying steering gear

Fig.32

同轴流量放大转向器 Coaxial flow amplifying steering gear

Item	Parts number	Chinese Description	English Description	Specification	Qty	Remarks
1	TLF1.A101	阀体	Valve body		1	
2	BZZ1.A102	前盖	Front cover		1	
3	TLF1.A201	标牌	Nameplate		1	
4	TLF1.A301	阀芯	Valve spool		1	
5	TLF1.A302	阀套	Valve bush		1	
6	BZZ1.A303	弹簧片	Spring plate		6	
7	BZZ1.A304	拨销	Dial pin		1	
8	BZZ1.A305/TLF1.A306	联动轴	Connecting shaft		1	
9	BZZ1.A306	隔盘	Separating disc		1	
10	BZZ1.A307	转子	Rotor		1	
11	BZZ1.A308	定子	Stator		1	
12	BZZ1.A309	限位柱	Locating pillar		1	
13	BZZ1.A310	后盖	Rear cover		1	
14	BZZ1.A312	大挡环	Big sprag		1	
15	BZZ1.A315	推力滚针轴承	Thrust needle bearing		1	
16	BZZ1.A311	小挡环	Small sprag		1	
17	BZZ1.A313	套	Sleeve		1	
18	BZZ1.A314	连接块	Connecting block		1	
19	GB3452.1-82	O形密封圈	O-ring	$\phi 77.5 \times 2.65$	1	
20	BZZ1.A401	X形密封圈	X-ring		1	
21	BZZ1.A402	垫片	Gasket		2	
22	BZZ1.A403	护盖	Guide cover		1	
23	TLF1.A304	单向阀总成	Check valve assembly		1	
24	BZZ5.A401	油堵	Oil plug		1	

Fig.32

同轴流量放大转向器 Coaxial flow amplifying steering gear

Item	Parts number	Chinese Description	English Description	Specification	Qty	Remarks
25	GB1235-76	O形密封圈	O-ring	$\phi 50 \times 3.1$	1	
26	GB3452.1-82	O形密封圈	O-ring	$\phi 25.8 \times 2.65$	1	
27	GB/T70.1-2000	螺钉	Screw	M8 $\times$ 20	4	
28	GB/T859-1987	垫圈	Washer	8	4	
29	GB/T5785-2000	螺栓	Bolt	M10 $\times$ 1.25 $\times$ 85	7	
30	BZZ1.A405	组合密封垫圈	Combined washer		7	
31	GB/T827-1986	铆钉	Rivet	2 $\times$ 5	2	
32	TLF1.A305	节流堵	Throttle plug		1	
33	GB1235-76	O形密封圈	O-ring	$\phi 20 \times 2.4$	1	
34	BZZ1.A406	O形密封圈	O-ring	$\phi 79 \times 2$	2	

## 6.5 Steering Cylinder

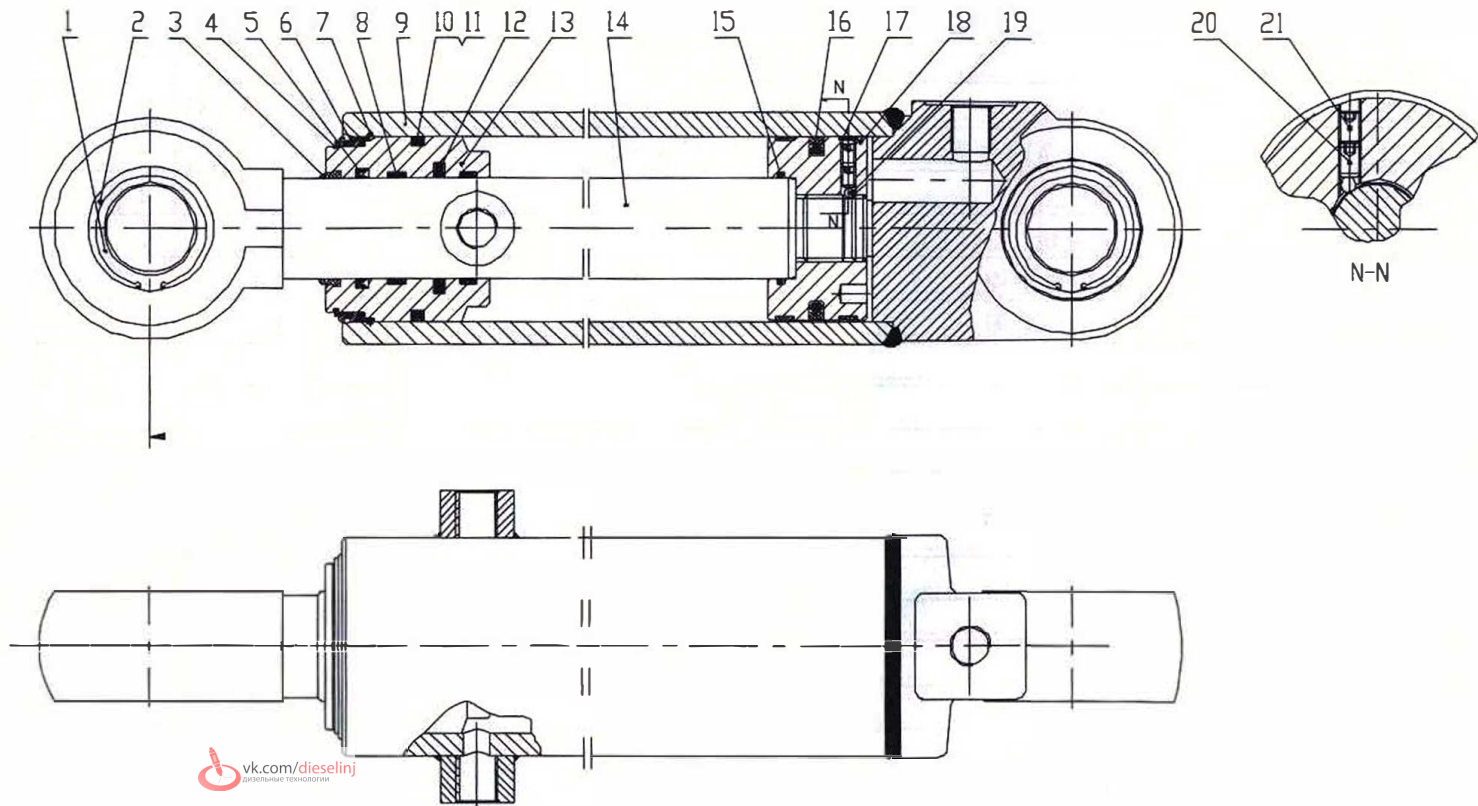


Figure 33 Steering Cylinder

Fig.33

## 转向油缸 Steering Cylinder

Item	Parts number	Chinese Description	English Description	Specification	Qty	Remarks
1	JB:T8879-2001	关节轴承	Joint bearing	GE50ES-C3	2	组合件
2	GB/T893.1	孔用弹性挡圈	Spring sprag	75	4	65Mn
3	AF 055A Z5071	防尘圈	Dust ring	55×69×8	1	金属骨架聚脲脂
4	GB/T894.1	轴用弹性挡圈90	Spring sprag for shaft		1	65Mn
5	BS 5564 P5008	活塞杆密封圈	Piston seal ring	55×65×10	1	PU
6	ZL50F-630001B	环	Ring		1	45
7	ZL50F-630002A	弹簧挡圈	Spring sprag		1	碳素弹簧钢丝II组
8	FR 5507 Q5029	支承环	Support ring	55×60×9.7	2	增强酚醛夹布
9	ZL50F-631000B	缸体	Cylinder body		1	焊接件
10	2-341	O形圈	O-ring	φ 88.27×5.33	1	NBR80
11		挡圈	Sprag	100×91×1.52	1	聚四氟乙烯
12	BR 055A 00601	缓冲圈	Bumper ring	55×70.5×6	1	PTFE+NBR
13	CDM855.06.13-01	导向套	Guide sleeve		1	QT450-10
14	CDM856.630001	活塞杆	Piston rod		1	45
15	2-227	O形圈	O-ring	φ 53.57×3.53	1	NBR80
16	KR 0100 00701	活塞密封圈	Piston seal ring	100×84.5×6.3	1	PTFE+NBR
17	FR 9510 Q5029	支承环	Support ring	95×100×9.7	2	增强酚醛夹布
18	ZL50F-630005C	活塞	Piston		1	45

## VII. Implement hydraulic system

### 7.1 Implement hydraulic system

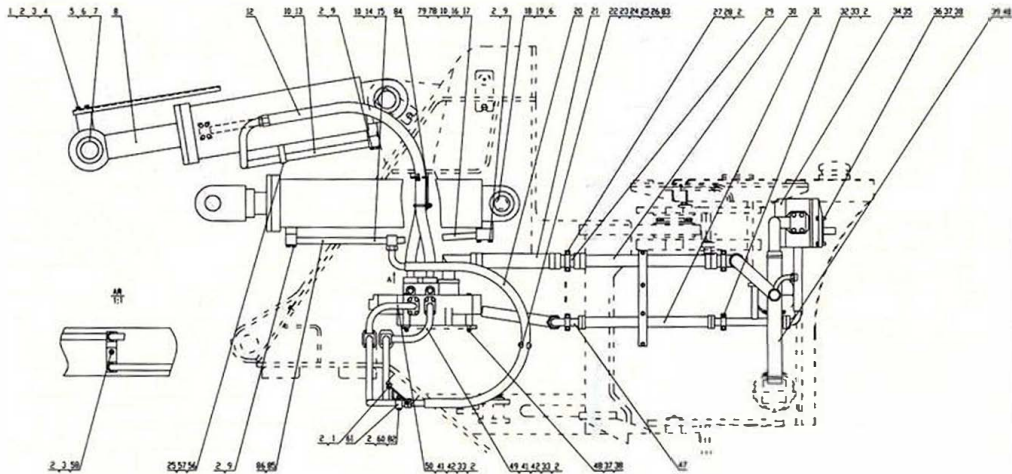


Figure 34-1 Implement hydraulic system



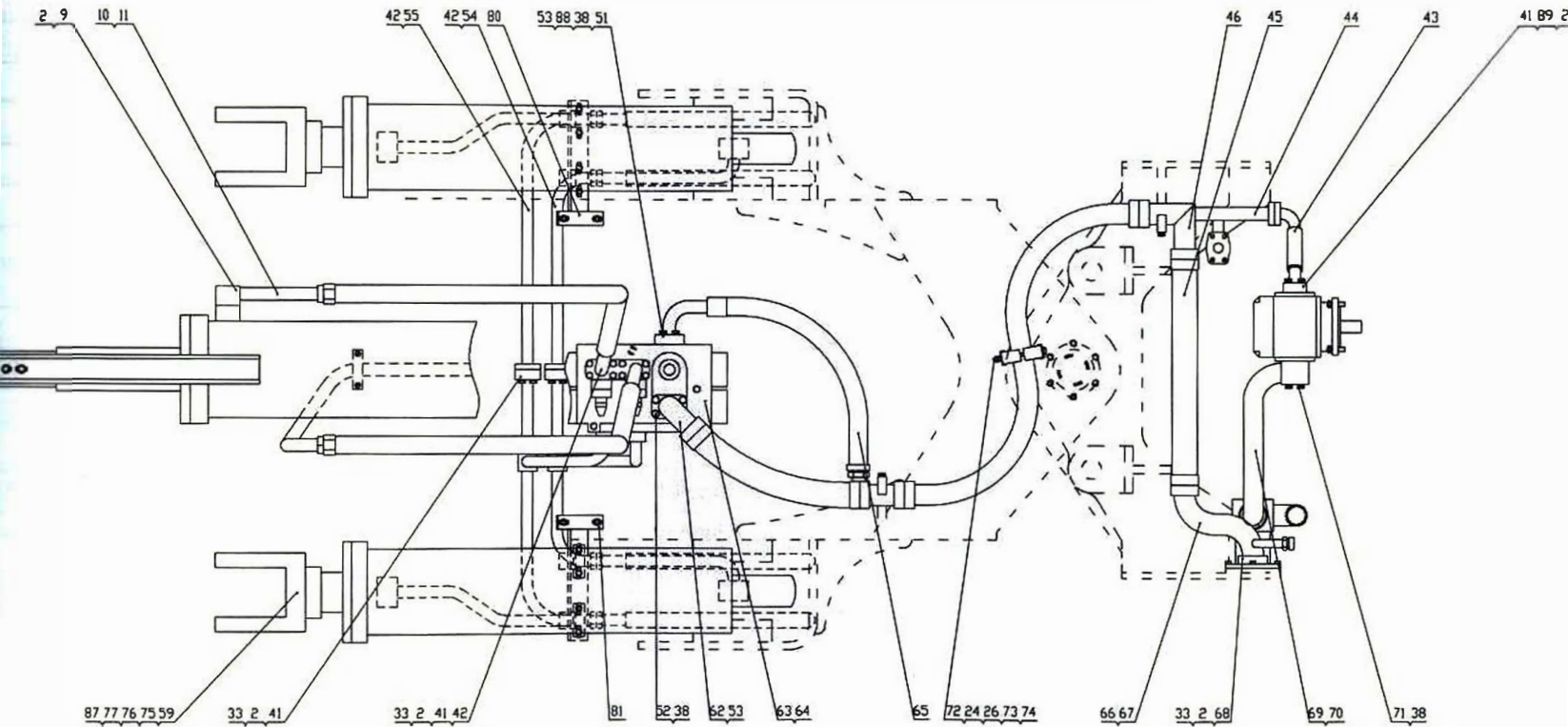


Figure 34-2 Implement hydraulic system



Fig.34

## 工作液压系统 Implement hydraulic system

Item	Parts number	Chinese Description	English Description	Specification	Qty	Remarks
1	GB/T5783	螺栓	Bolt	M10×20	6	
2	GB/T93	垫圈	Washer	10	80	
3	GB/T97.1	垫圈	Washer	10	4	
4	LG50D.07-001	转斗油缸标示杆	Tilt cylinder indicating rod		1	
5	LG853.07-005	转斗油缸连接密封座	Tilt cylinder connecting seal seat		2	
6	GB/T3452.1-1992	O形圈	O-ring	φ95×5.3	6	
7	GB/T3452.1-1992	O形圈	O-ring	φ80×5.3	2	
8	LG855.07.01	转斗油缸	Tilt cylinder		1	原为LG50F.07100A
9	GB/T5782	螺栓	Bolt	M10×70	24	
10	GB1235-76	O形圈	O-ring	φ38×3.5	6	
11	LG855.07.03	转斗油缸前腔钢管	Front chamber pipe of tilt cylinder		1	原为LG50F.07001-002A
12	30F(32)-H/25/28-2S-L1500	分配阀至转斗缸胶管	Hose from distribution valve to tilt cylinder		2	
13	LG855.07.04	转斗油缸后腔钢管	Rear chamber pipe of tilt cylinder		1	原为LG50F.07003-003A
14	LG855.07.05	动臂油缸前腔钢管	Front chamber pipe of lift cylinder		1	原为LG50F.07004-004A
15	LG855.07.06	动臂油缸前腔钢管	Front chamber pipe of lift cylinder		1	与LG855.07.05左右对称
16	LG855.07.07	动臂油缸后腔钢管	Rear chamber pipe of lift cylinder		1	原为LG50F.07005-005A
17	LG855.07.08	动臂油缸后腔钢管	Rear chamber pipe of lift cylinder		1	与LG855.07.07左右对称
18	LG853.07-006	动臂油缸连接密封座	Lift cylinder connecting seal seat		2	
19	GB/T3452.1-1992	O形圈	O-ring	φ71×5.3	4	
20	80H-H/25/28-2S-L1500	动臂缸胶管	Lift cylinder hose		4	
21	H-H/38/42-I-L435	分配阀回油胶管	Distribution valve oil return hose		1	
22	LG855.07-001	管夹	Pipe clamp		2	
23	GB/T5783	螺栓	Bolt	M8×80	2	

Fig.34

## 工作液压系统 Implement hydraulic system

Item	Parts number	Chinese Description	English Description	Specification	Qty	Remarks
24	GB/T97.1	垫圈	Washer	8	12	
25	GB/T93	垫圈	Washer	8	4	
26	GB/T6170	螺母	Nut	M8	12	
27	LG853.07-004	后车架回油过渡接头压板	Rear frame oil return transition connector press plate		2	原为LG50F.07031A
28	GB/T5782	螺栓	Bolt	M10×50	4	
29	LG855.07.09	前车架回油过渡接头	Front frame oil return transition connector		1	原为LG50F.07032-033A
30	H-H/38/42-II-L1152	铰接回油胶管	Articulated oil return hose		1	
31	H-H/32/34-4S-L1260	铰接进油胶管	Articulated oil inlet hose		1	
32	LG853.07-002	前(后)车架进油过渡接头压板	Front(rear) frame oil inlet transition connector press plate		2	原为LG50F.07035A
33	GB/T5782	螺栓	Bolt	M10×42	4	
34	LG853.07.22	齿轮泵	Gear pump	CBGJ2100	1	
35	LG853.06-001	密封垫片	Seal gasket		1	
36	GB/T97.1	垫圈	Washer	12	2	
37	GB/T6170	螺母	Nut	M12	7	
38	GB/T93	垫圈	Washer	12	15	
39	φ51×4-L520	吸油胶管	Oil suction hose		1	
40	JB/T8870-1999	喉箍	Hoop	φ51-70	2	
41	LG853.07-007	压板	Press plate		8	原为LG50F.06012A
42	GB1235-76	O型圈	O-ring	φ45×3.5	8	
43	45F(32)-270°-90F(32)/25/28-2S-L.500	工作泵出油胶管	Implement pump oil outlet hose		1	

Fig.34

## 工作液压系统 Implement hydraulic system

Item	Parts number	Chinese Description	English Description	Specification	Qty	Remarks
44	LG85507.10	工作泵出油钢管	Implement pump oil outlet pipe		1	原为 LG50F.07017-018A
45	H-H/38/42-I-L540	回油胶管	Oil return hose		1	
46	LG855.07.11	后车架回油过渡接头	Rear frame oil return transition connector		1	原为 LG50F.07034-034A
47	LG853.07.04	前车架进油过渡接头	Front frame oil inlet transition connector		1	原为 LG50F.07036-036B
48	GB/T5782	螺栓	Bolt	M12×180	3	
49	LG50EX.07.06	分配阀动臂联后腔钢管(一)	Pipe I of distribution valve lift rear chamber		1	原为 LG50F.07010-011A
50	LG50EX.07.07	分配阀动臂联前腔钢管(一)	Pipe I of distribution valve lift front chamber		1	原为 LG50F.07006-008A
51	LG50EX.07.001	压板	Press plate		1	原为 LG50F.07016A
52	GB/T5783	螺栓	Bolt	M12×45	4	
53	GB1235-76	O形圈	O-ring	φ 50×3.1	2	
54	LG50EX.07.08	分配阀动臂联后腔钢管(二)	Pipe II of distribution valve lift rear chamber		1	原为 LG50F.07012-012A
55	LG50EX.07.09	分配阀动臂联前腔钢管(二)	Pipe II of distribution valve lift front chamber		1	原为 LG50F.07009-009A
56	LG855.07-003	管夹	Pipe clamp		1	
57	GB/T5783	螺栓	Bolt	M8×30	2	
58	GB/T5783	螺栓	Bolt	M10×30	2	
59	LG855.07.02	动臂油缸	Lift cylinder		2	原为 LG50F.07200A
60	GB/T6170	螺母	Nut		8	
61	LG50EX.07-005	管夹	Pipe clamp	M10	4	

Fig.34

## 工作液压系统 Implement hydraulic system

Item	Parts number	Chinese Description	English Description	Specification	Qty	Remarks
62	LG50EX.07.10	分配阀回油钢管	Distribution valve oil return pipe		1	原为LG50F.07015-015A/LG50F.07015-015B
63	LG50EX.07.04	液控多路阀	Implement valve	D32	1	
64	LG50EX.07.11	先导操纵系统	Pilot control system		1	
65	90F(38)-H/32/34-4S-L800	分配阀进油胶管	Distribution valve oil inlet hose		1	
66	GB3452.1-1992	O形圈	O-ring	$\phi 58 \times 3.55$	1	
67	LG50EX.07.12	液压系统回油钢管	Hydraulic system oil return pipe		1	原为LG50F.07019-020A
68	LG853.07-001	压板	Press plate		1	原为LG50F.07037A
69	LG855.07.22	工作泵进油钢管	Implement pump oil inlet pipe		1	原为LG50F.07038-039A
70	GB3452.1-1992	O形圈	O-ring	$\phi 51.5 \times 3.55$	1	
71	GB/T5782	螺栓	Bolt	M12 $\times$ 85	4	
72	GB/T5782	螺栓	Bolt	M8 $\times$ 130	4	
73	LG50EX.07-003	管夹	Pipe clamp		1	原为LG50F.07025A
74	LG50EX.07-004	管夹	Pipe clamp		2	原为LG50F.07026A
75	LG855.071.02	动臂油缸	Lift cylinder		2	改进型油缸
76	LG855.071.05	动臂油缸前腔钢管	Lift cylinder front chamber pipe		1	与改进型油缸配套
77	LG855.071.06	动臂油缸前腔钢管	Lift cylinder front chamber pipe		1	与改进型油缸配套
78	LG855.071.07	动臂油缸后腔钢管	Lift cylinder rear chamber pipe		1	与改进型油缸配套
79	LG855.071.08	动臂油缸后腔钢管	Lift cylinder rear chamber pipe		1	与改进型油缸配套
80	LG50EX.07.13	动臂钢管固定板	Lift arm pipe securing plate		1	
81	LG50EX.07.14	动臂钢管固定板	Lift arm pipe securing plate		1	
82	GB/T5782	螺栓	Bolt	M10 $\times$ 60	8	
83	LG855.07-006	管夹压板	Pipe clamp press plate		4	借用

Fig.34

## 工作液压系统 Implement hydraulic system

Item	Parts number	Chinese Description	English Description	Specification	Qty	Remarks
84	LG50EX.07.16	分配阀至转斗缸胶管固定架	Hose securing bracket from distribution valve to tilt cylinder		1	
85	LG855.0711.05	动臂油缸前腔钢管	Lift cylinder front chamber pipe		1	与二次改进型油缸配套
86	LG855.0711.06	动臂油缸前腔钢管	Lift cylinder front chamber pipe		1	与二次改进型油缸配套
87	LG855.0711.02	动臂油缸	Lift cylinder		2	二次改进型油缸
88	GB/T5783	螺栓	Bolt	M12×35	4	
89	GB/T5783	螺栓	Bolt	M10×35	36	

## 7.2 Pilot control system

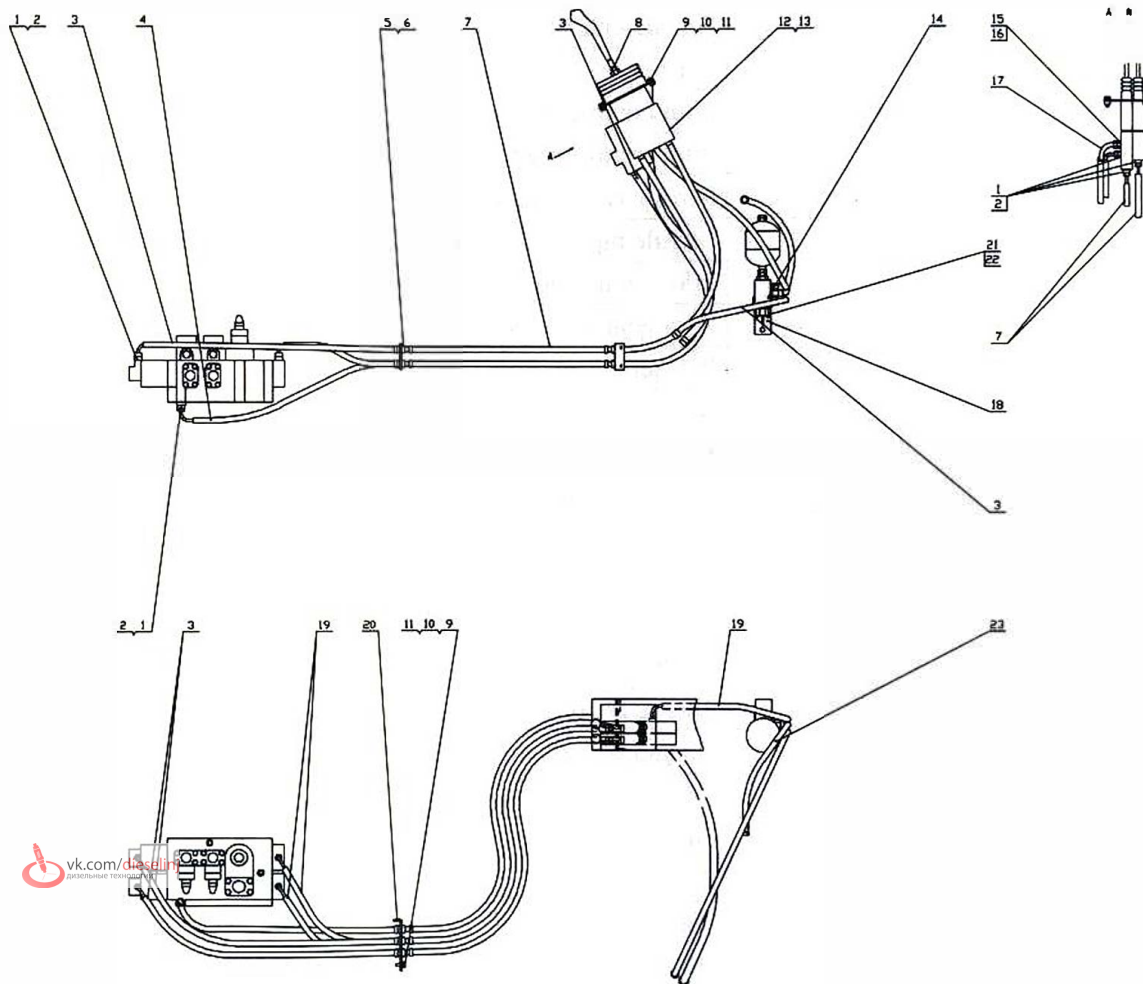


Figure 35 Pilot control system

Fig.35

先导操纵系统 Pilot control system

Item	Parts number	Chinese Description	English Description	Specification	Qty	Remarks
1	GB3733.2-83	卡套式端直通接头体	Ferrule end straight adapter	J8 (M16×1.5)	14	
2	JB1002-77	垫圈	Washer	14	14	
3	90H-H/8/8-1-L1152	先导控制胶管	Pilot control hose		5	M16×1.5
4	90H-H/8/8-1-L800	先导控制胶管	Pilot control hose		1	M16×1.5
5	GB3748.2-83	卡套式直通接头体	Ferrule end straight adapter	J8(M16×1.5)	10	
6	GB3763-83	卡套式管接头用螺母	Ferrule pipe connector nut	M16×1.5	10	
7	H-H/8/8-1-L1152	先导控制胶管	Pilot control hose		9	M16×1.5
8	LG50EX.07.11.01	先导操纵手柄	Pilot control lever		2	原为LG50F.07611-611A
9	GB/T97.1	垫圈	Washer	10	8	
10	GB/T5783	螺栓	Bolt	M10×25	8	
11	GB/T93	垫圈	Washer	10	8	
12	LG50EX.07.06.02	减压式比例先导阀(二联)	Pilot valve(duplex)	DJS2-ux/uu	1	
13	LG50EX.07.06.02	先导阀	Pilot valve	CAT-XDF.2	1	可选
14	LG50EX.07.11.04	供油阀	Oil supply valve	WYF65	1	
15	GB3733.2-83	卡套式端直通接头体	Ferrule end straight adapter	G14(M20×1.5)	1	
16	JB1002-77	垫圈	Washer	18	1	
17	90H-H/13/14-1-L1500	先导阀回油胶管	Pilot valve oil return hose		1	M20×1.5
18	LG50EX.07.11.03	供油阀安装支架	Oil supply valve mounting bracket		1	
19	90H-H/8/8-1-L600	先导控制胶管	Pilot control hose		3	M16×1.5
20	LG50EX.07.11-002	先导控制油管固定板	Pilot control oil pipe securing plate		2	原为LG50F.07601A
21	GB/T5783	螺栓	Bolt	M8×20	5	
22	GB/T93	垫圈	Washer	8	5	
23	90H-90° -90H/8/8-1-L650	供油阀进油胶管	Oil supply valve oil inlet hose	(M16×1.5)	1	

# 7.3 Hydraulic tank assembly

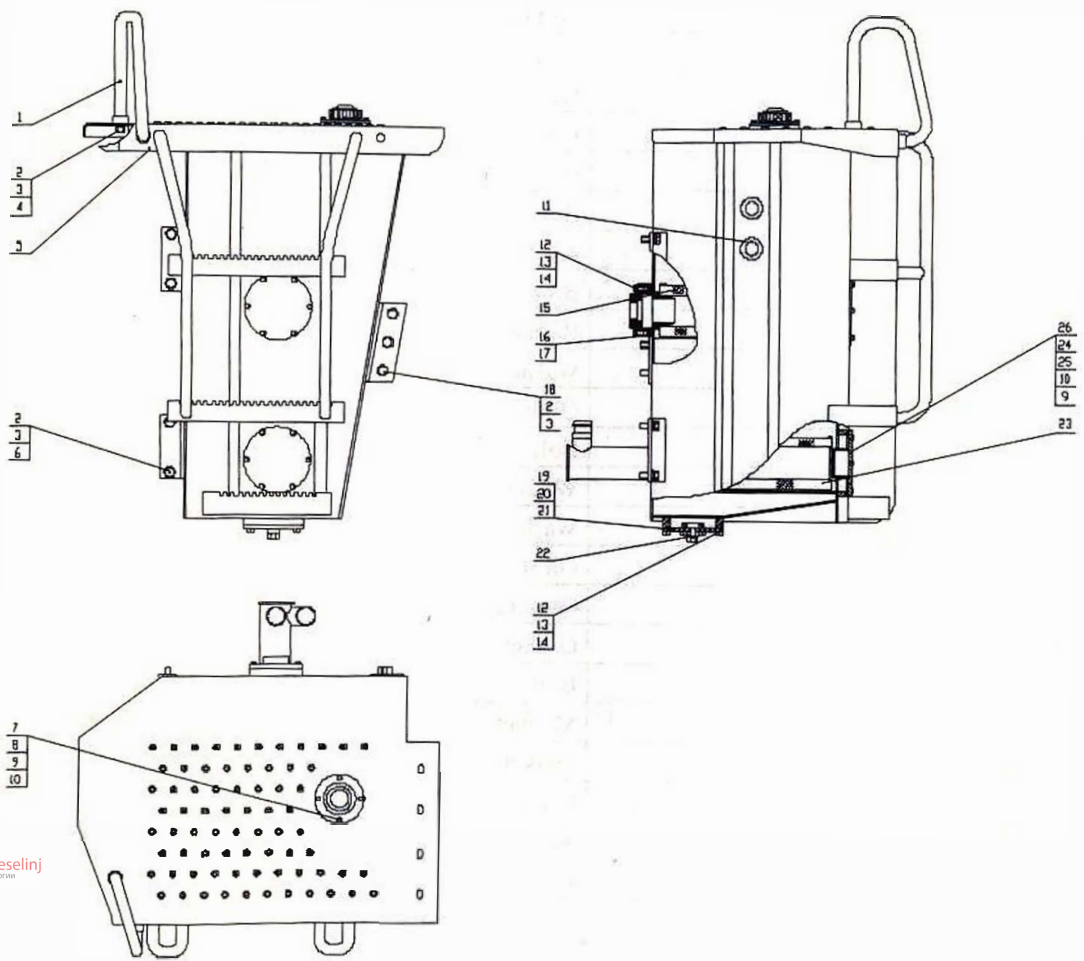


Figure 36 Hydraulic tank assembly



Fig.36

液压油箱总成 Hydraulic tank assembly

Item	Parts number	Chinese Description	English Description	Specification	Qty	Remarks
1	LG855.13.09.01	左扶手总成	Left handrail assembly		1	与LG855.13.08.01共图
2	GB/T93	垫圈	Washer	16	9	
3	GB/T97.1	垫圈	Washer	16	9	
4	GB/T5783	螺栓	Bolt	M16×30	2	
5	LG855.13.09.02	液压油箱体	Hydraulic tank body		1	原为LG855.07501-501A
6	GB/T5783	螺栓	Bolt	M16×40	4	
7	LG853.13.08.04	空气滤清器	Air cleaner		1	外购
8	GB/T5783	螺栓	Bolt	M8×20	4	
9	GB/T93	垫圈	Washer	8	16	
10	GB/T97.1	垫圈	Washer	8	16	
11	LG853.13.08.05	圆形油标	Oil indicator		2	外购
12	GB/T5783	螺栓	Bolt	M10×25	6	
13	GB/T93	垫圈	Washer	10	12	
14	GB/T97.1	垫圈	Washer	10	12	
15	LG855.13.09.03	回油滤清器	Oil return filter		1	外购/原为LG50F-1000×12-H
16	LG855.13.09.04	回油法兰盖	Oil return flange cover		1	原为507521-522C
17	LG855.13.09-001	垫片	Gasket		1	原为507523C
18	GB/T5783	螺栓	Bolt	M16×35	3	
19	LG853.13.08-003	磁铁	Magnet	φ80×φ40×12	1	外购
20	LG853.13.08-002	垫片	Gasket		1	
21	LG853.13.08.03	放油盖	Oil drain cover		1	借用
22	LG853.13.08-001	堵头	Stopper		1	借用
23	LG855.13.09.05	吸油滤清器	Oil suction filter		1	外购/原为LG50F-1000×120-j
24	LG853.13.09-002	垫片	Gasket		2	
25	GB/T5783	螺栓	Bolt	M8×25	12	
26	LG853.13.09.03	法兰盖	Flange cover		2	

## 7.4 Lift cylinder

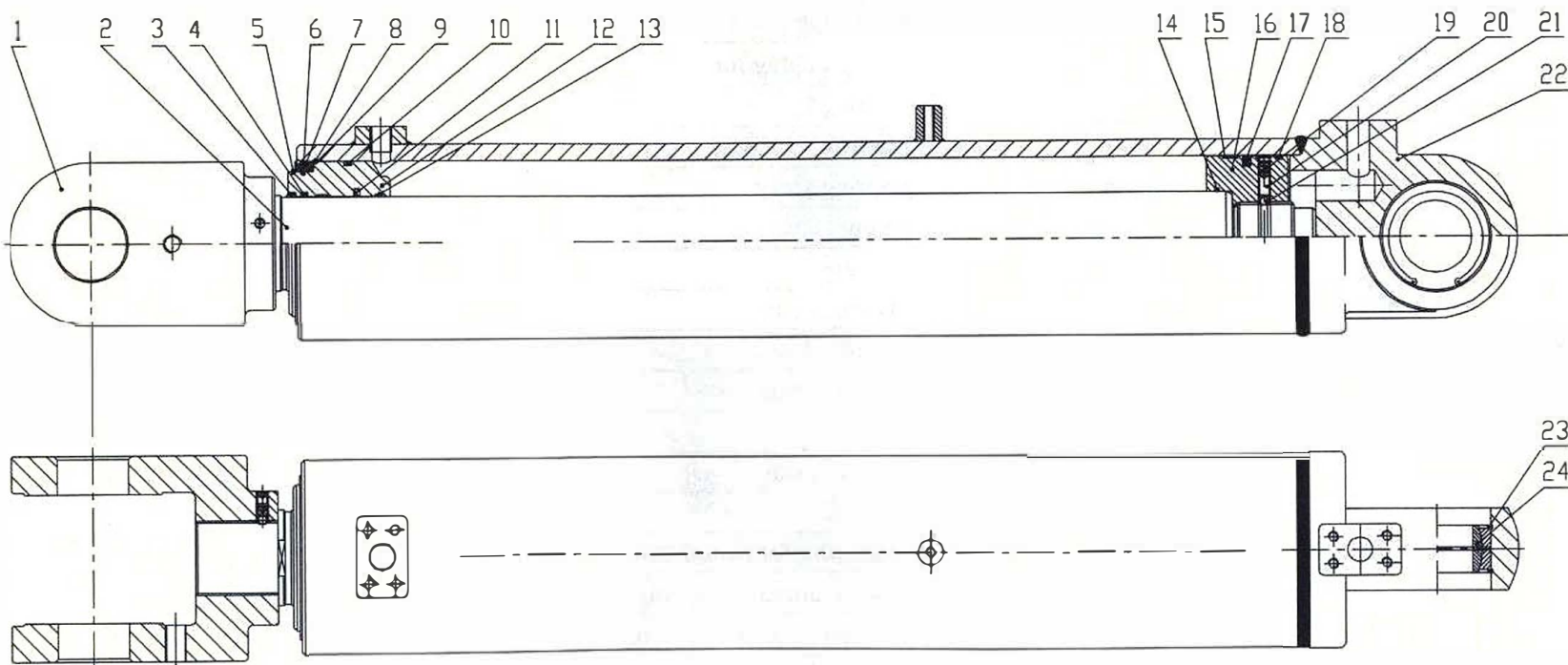


Figure 37 Lift cylinder

Fig.37

动臂油缸 Lift cylinder

Item	Parts number	Chinese Description	English Description	Specification	Qty	Remarks
1	LG855.720001D	拉杆头	Pull rod head		1	ZG270-500
2	CDM855.720002	活塞杆	Piston rod		1	45
3	AF 090A Z5071	防尘圈	Dust ring	90×100×7	1	PU
4	B3 9005 P5008	轴用密封圈	Seal ring for shaft	90×105×11.4	1	PU
5	GB894	轴用弹性挡圈	Spring sprag for shaft	140	1	65Mn
6	2-160	O型圈	O-ring	φ 133.02×2.62	1	NBR
7	2-258	O型圈	O-ring	φ 151.99×3.53	1	NBR
8	ZL50D-720005A	弹簧挡圈	Spring sprag		1	65Mn
9	ZL50D-720004A	环	Ring		1	45
10	2-360	O型圈	O-ring	φ 148.59×5.33	1	NBR
11	BR 090A 00601	缓冲圈	Bumper ring	90×105.5×6.3	1	PTFE+NBR
12	CDM855.720003	导向套	Guide sleeve		1	QT450-10
13	FR 9095 Q5029	支承环	Support ring	90×95×15	2	增强夹布酚醛
14	2-238	O型圈	O-ring	φ 88.49×3.53	1	NBR
15	FR F052 Q5029	支承环	Support ring	155×160×15	2	增强夹布酚醛
16	LG855.720004G	活塞	Piston		1	45
17	OK 0160 00701	活塞密封圈	Seal ring for piston	160×139×8	1	PTFE+NBR
18		纳污环	Dirt accumulating ring	160×152×6	1	聚四氟乙烯
19	GB/T 77-2000	内六角平端紧定螺钉	Socket head flat set screw	M12×10	3	45H
20	GB/T 77-2000	内六角平端紧定螺钉	Socket head flat set screw	M12×28	1	45H
21	GBT 308-1989	钢球	Steel ball	S8	2	
22	LG855.721000C	缸体	Cylinder body		1	组焊件
23	GB/T893.1-86	孔用弹性挡圈	Spring sprag	105	2	65Mn
24	JB/T8879-2001	关节轴承	Joint bearing	GE70ES-C3	1	组合件

# 7.5 Pilot valve assembly

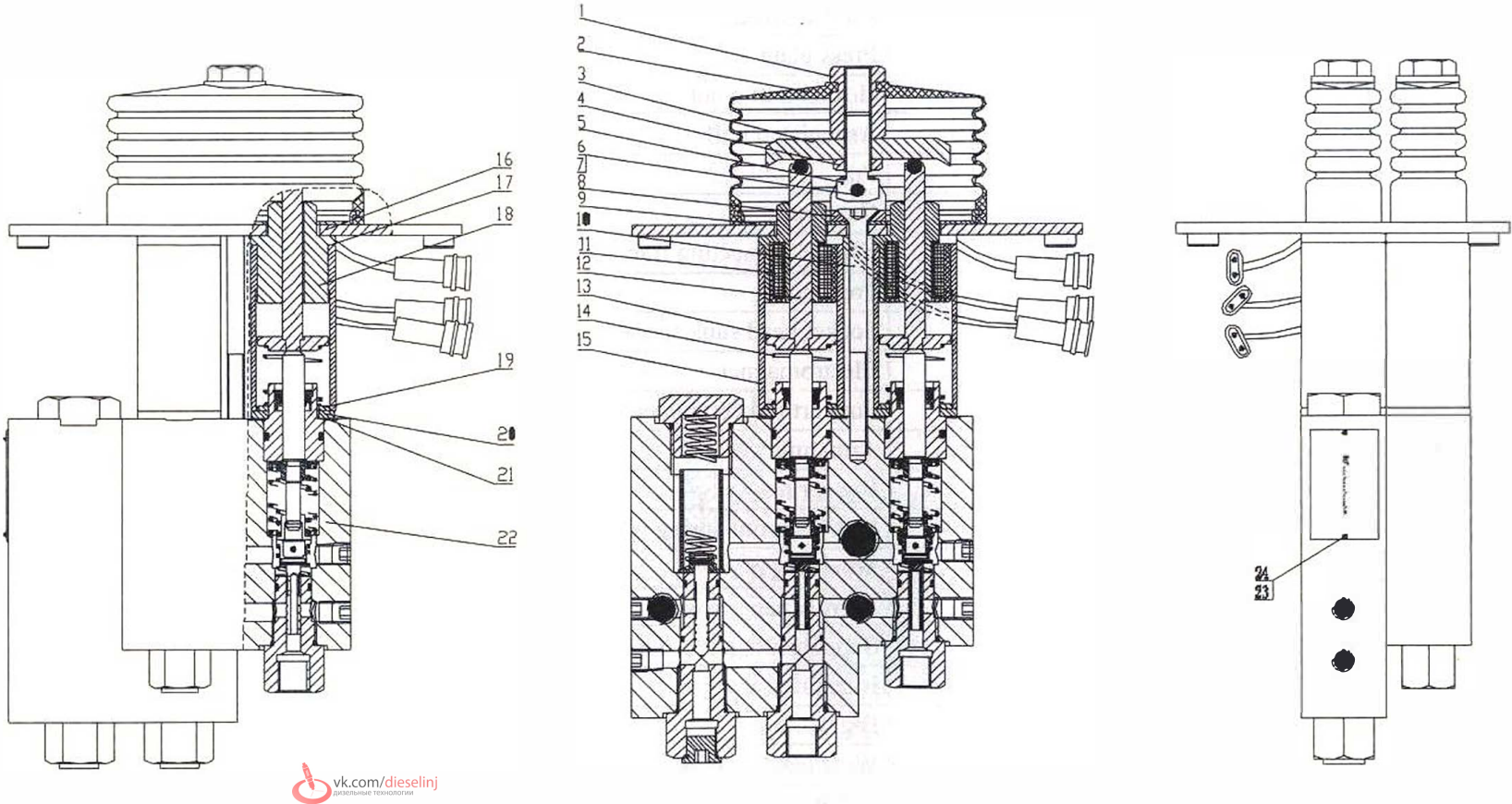


Figure 38 Pilot valve assembly

Fig.38

## 先导阀总成 Pilot valve assembly

Item	Parts number	Chinese Description	English Description	Specification	Qty	Remarks
1	DJS-0001	长螺母	Long nut		2	镀锌
2	DJS-0002	橡胶罩	Rubber cover		2	
3	DJS-0003	压板	Press plate		2	镀锌
4	GB54-76	六角薄螺母	Hexagon thin nut	M12 × 1.25	2	镀锌
5	DJS-0004	铰接螺栓	Articulated bolt		2	镀锌
6	GB882-76	销轴	Pin	A10d6 × 32	2	发黑
7	GB/T91-2000	开口销	Cotter pin	2 × 12	2	
8	DJS-0005	U型联接架	U-type connecting frame		2	镀锌
9	DJS-0006	压盖	Press cover		2	镀锌
10	GB/T70.3-2000	内六角沉头螺钉	Socket head sunk screw	M8 × 105	2	
11		电磁铁	Electromagnet		3	
12	DJS-0007	顶杆组件	Support rod components		4	
13	DJS-0008	衔铁垫圈	Armature washer		4	
14	DJS-0009	大弹簧	Big spring		4	
15	DJS-0010	隔磁弹簧套	Magnet proof spring pocket		4	
16	DJS-0011	安装平板	Mounting plate		1	镀锌
17	DJS-0012	窄纸垫圈	Narrow paper washer		4	
18	DJS-0013	顶杆导套	Support rod guide sleeve		1	
19	DJS-0014	大弹簧垫圈	Big spring washer		4	
20	DJS-0015	大垫圈	Big washer		4	
21	DJS-0016	宽纸垫圈	Wide paper washer		12	
22	DJS-0100	阀体组合	Valve body		1	
23	DJS-0017	铭牌	Nameplate		1	
24	GB867-86	半圆头铆钉	Half-round head rivet	2 × 6	2	铝制

# 7.6 Oil supply valve

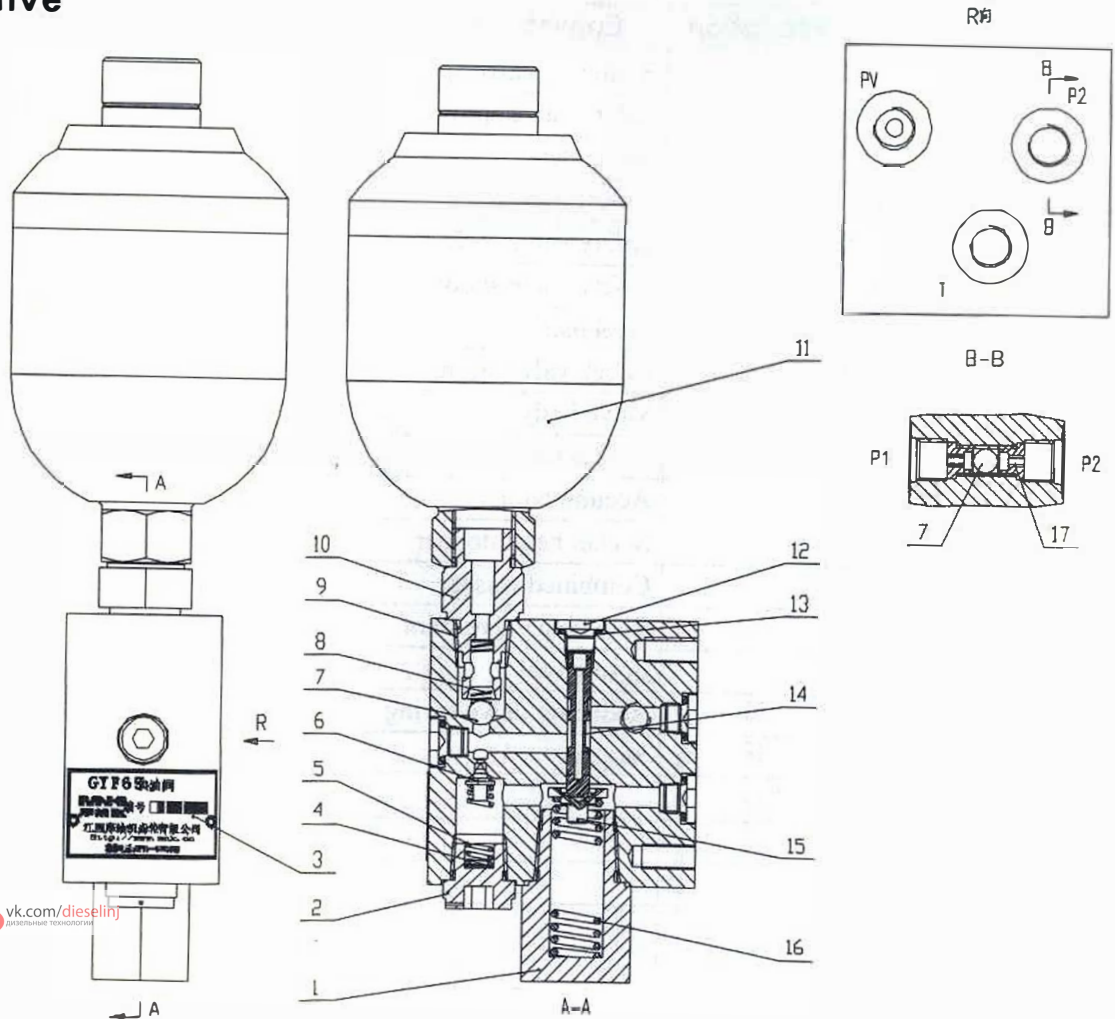


Figure 39 Oil supply valve



Fig.39

## 供油阀 Oil supply valve

Item	Parts number	Chinese Description	English Description	Specification	Qty	Remarks
1	GYF65-001	减压阀弹簧座	Reducing valve spring seat		1	
2	GYF65-002	安全阀弹簧座	Safety valve spring seat		1	
3	GYF65-003	铭牌	Nameplate		1	
4	GYF65-004	调整垫圈	Adjusting washer		3	
5	GYF65-005	安全阀弹簧	Safety valve spring		1	
6	GYF65-006	安全阀阀芯	Safety valve spool		1	
7	GB/T308	钢球	Steel ball	DW8.5	2	
8	GYF65-007	单向阀弹簧	Check valve spring		1	
9	GYF65-008	阀体	Valve body		1	
10	GYF65-009	接头	Connector		1	
11	NXQ-L0.4/10-H	储能器	Accumulator		1	
12	GYF65-010	内六角堵头	Socket head stopper		1	
13	JB/T982	组合密封垫圈	Combined washer	10	4	
14	GYF65-011	减压阀杆	Reducing valve stem		1	
15	GYF65-012	弹簧座	Spring seat		1	
16	GYF65-013	减压阀弹簧	Reducing valve spring		1	
17	GYF65-014	丝堵	Stopper		2	

## 7.7 Tilt cylinder

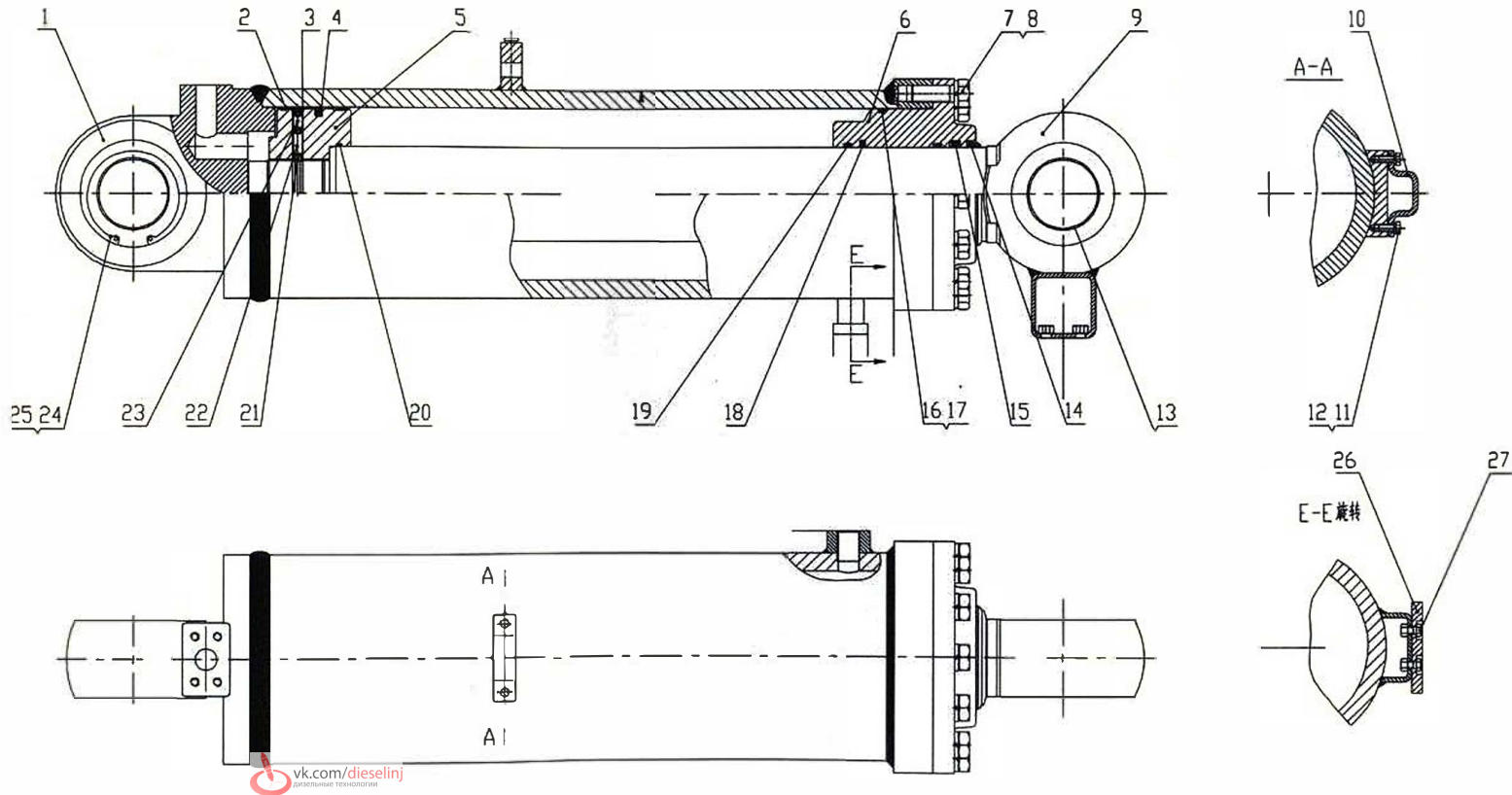


Figure 40 Tilt cylinder



Fig.40

转斗油缸 Tilt cylinder

Item	Parts number	Chinese Description	English Description	Specification	Qty	Remarks
1	ZL50F-711000B	缸体	Cylinder body		1	组焊件
2		纳污环	Dirt accumulating ring	200×192×6	1	PTFE
3	FR K052 Q5029	支承环	Support ring	195×200×15	2	增强酚醛夹布
4	OK 0200 00701	活塞密封圈	Piston ring	200×179×8	1	PTFE+NBR
5	ZL50F-710001C	活塞	Piston		1	45
6	CDM50F-710002	导向套	Guide sleeve	QT450-10	1	
7	GB/T5785-2000	螺栓	Bolt	M20×1.5×55	12	8.8级
8	GB/T93-87	垫圈	Washer	20	12	65Mn
9	CDM50F-712000	活塞杆	Piston rod		1	焊接件
10	ZL50F-710003A	压块	Press block		1	Q345A
11	GB/T5783-2000	螺栓	Bolt	M8×20	2	8.8级
12	GB/T93-87	垫圈	Washer	8	2	65Mn
13	ZL50F-710004A	轴套	Shaft sleeve		1	40Cr
14	AF 110A Z5071	防尘圈	Dust ring	110×126×9	1	金属骨架聚酰胺
15	B3 B025 P5008	活塞杆密封圈	Piston seal ring	110×125×9.6	1	PU
16	2-367	O形圈	O-ring	φ189.87×5.33	1	NBR80
17		挡圈	Sprag	200×191×1.52	1	聚四氟乙烯
18	BR 110A 00601	缓冲圈	Bumper ring	110×125.5×6	1	PTFE+NBR
19	FR B008 Q5029	支承环	Support ring	110×115×9.7	2	增强酚醛夹布
20	2-245	O形圈	O-ring	φ10.72×3.53	1	NBR80
21	GB/T 308-1989	钢球	Steel ball	S8	1	
22	GB/T 77-2000	内六角平端紧定螺钉	Socket head flat set screw	M12×44	1	45H
23	GB/T 77-2000	内六角平端紧定螺钉	Socket head flat set screw	M12×10	1	45H
24	GB/T893.1-86	孔用弹性挡圈	Spring sprag	120	2	65Mn
25	JB/T8879-2001	关节轴承	Joint bearing	GE80ES-C3	1	组合件

# 7.8 Implement valve

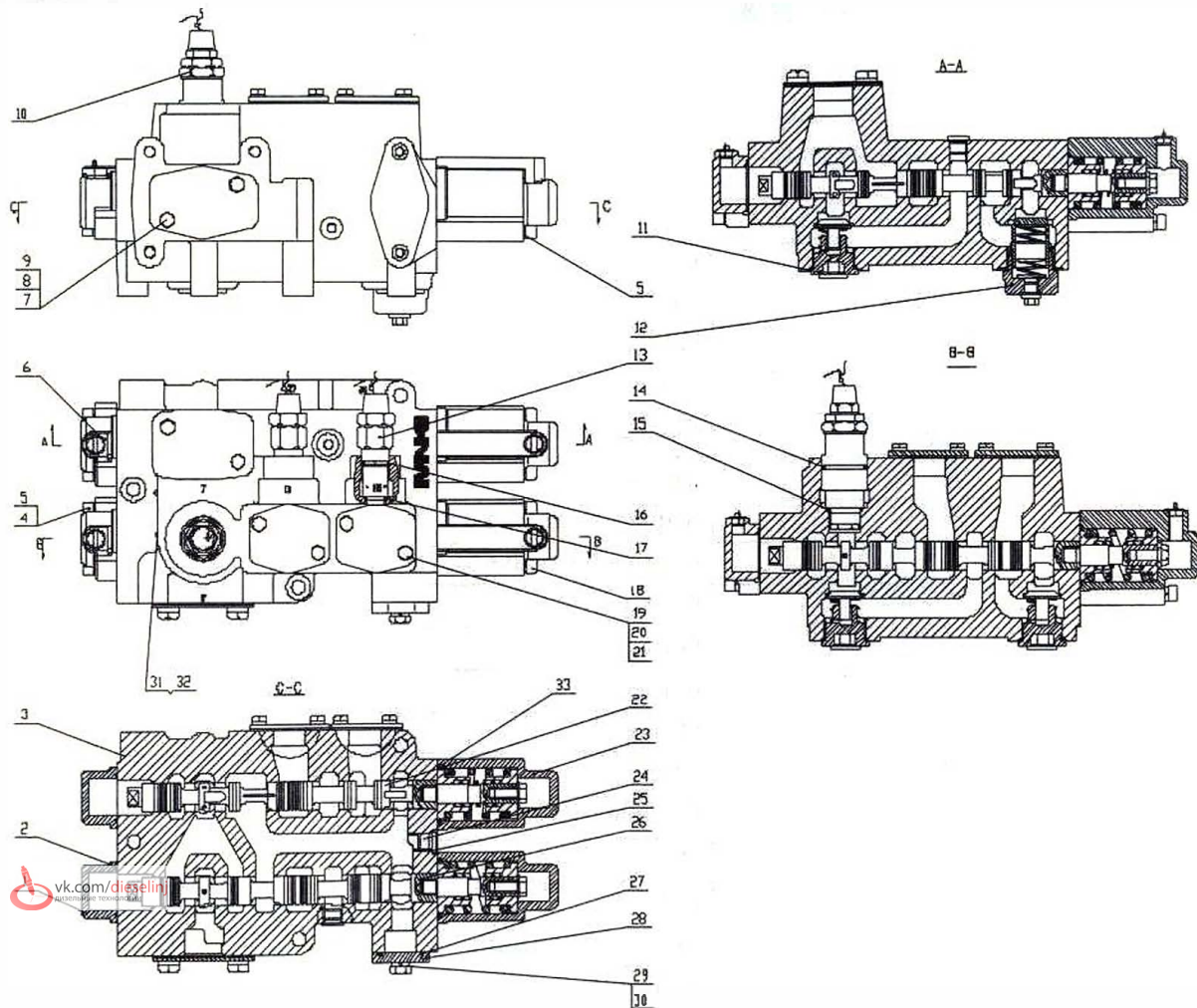


Figure 41 Implement valve

Fig.41

分配阀 Implement valve

Item	Parts number	Chinese Description	English Description	Specification	Qty	Remarks
1	D32-0001	端盖	End cover		2	
2	GB/T2345.1-1992	O型密封圈	O-ring	$\phi 42.5 \times 3.55G$	2	
3	D32-0002	阀体	Valve body		1	
4	GB70-1985	螺钉	Screw	M10 $\times$ 45	4	
5	GB/T93-1987	垫圈	Washer	10	8	
6	D32-0003	橡胶堵头	Rubber stopper		4	
7	D32-0004	油孔垫片 I	Oil hole gasket I		2	
8	D32-0005	油孔盖板 I	Oil hole cover board I		2	
9	GB/T5783-1986	螺栓	Bolt	M12 $\times$ 15	4	
10	D32-0400	主安全阀	Main safety valve		1	
11	D32-0300	单向阀	Check valve		3	
12	D32-0500	顺序阀	Sequence valve		1	
13	D32-0600	过载补油阀	Overloading valve		2	
14	GB/T3452.1-1992	O型密封圈	O-ring		1	
15	GB/T3452.1-1992	O型密封圈	O-ring		1	
16	GB/T3452.1-1992	O型密封圈	O-ring	$\phi 252.5 \times 3$	2	
17	GB/T3452.1-1992	O型密封圈	O-ring	$\phi 18 \times 2.65$	2	
18	GB70-1985	螺钉	Screw	M10 $\times$ 45	4	
19	D32-0006	油孔垫片2	Oil hole gasket II		2	
20	D32-0007	油孔盖板2	Oil hole cover II		2	
21	GB/T5783-1986	螺栓	Bolt	M10 $\times$ 10	4	
22	D32-0100	动臂阀杆组合件	Lift arm valve stem		1	
23	D32-0003	端盖2	End cover II		2	
24	D32-0004	堵头	Stopper	M18 $\times$ 1.5	3	

Fig.41

## 分配阀 Implement valve

Item	Parts number	Chinese Description	English Description	Specification	Qty	Remarks
25	GB/T3452.1-1992	O型密封圈	O-ring	$\phi 16 \times 2.65$	3	
26	D32-0200	转斗阀杆	Tilt valve stem		1	
27	GB/T3452.1-1992	●型密封圈	O-ring	$\phi 36.5 \times 3.55G$	1	
28	D32-0005	端盖	End cover		1	
29	GB/T5783-1986	螺栓	Bolt	M12 $\times$ 30	2	
30	GB/T93-1987	垫圈	Washer	12	2	
31	GB/T867-86	半圆头铆钉	Half-round head rivet		2	
32	D32-0011	铭牌	Nameplate		1	
33	GB/T3452.1-1992	O型密封圈	O-ring	$\phi 53 \times 2.65G$	2	

# VIII Service brake system

## 8.1 Service brake system

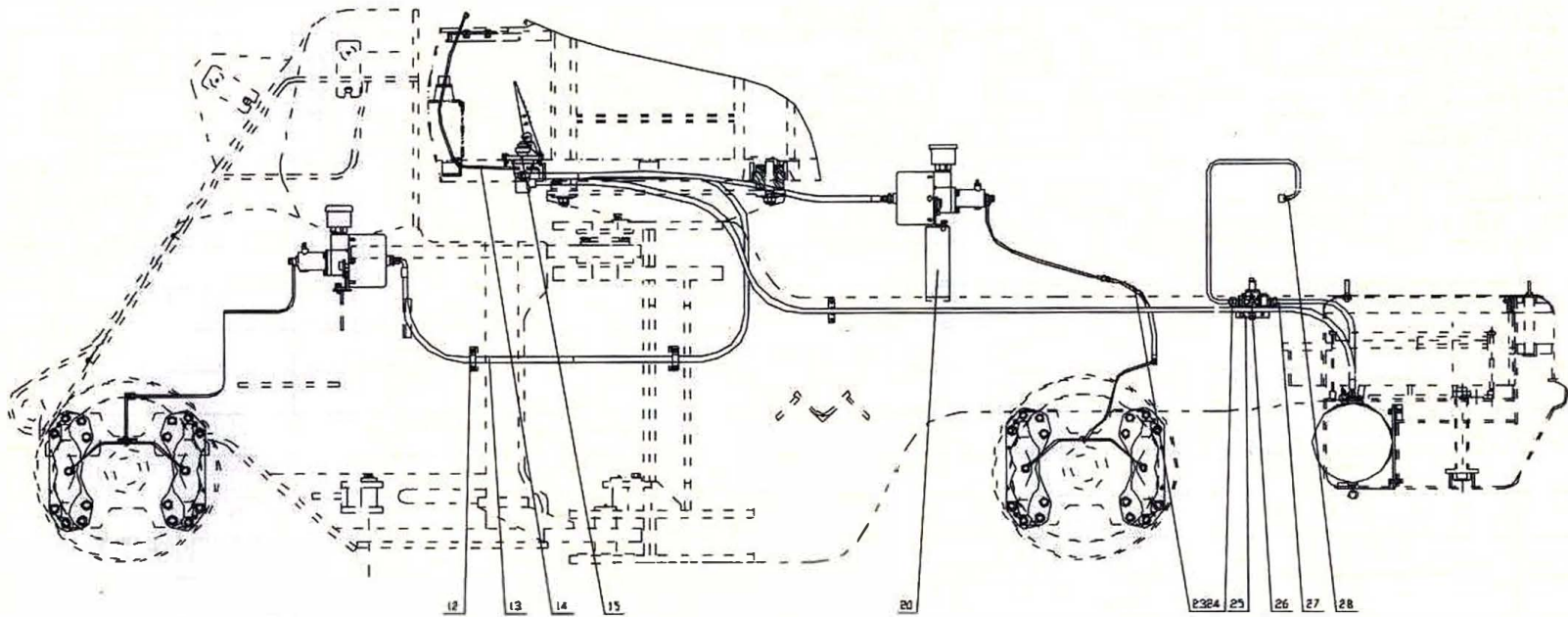


Figure 42-1 Service brake system

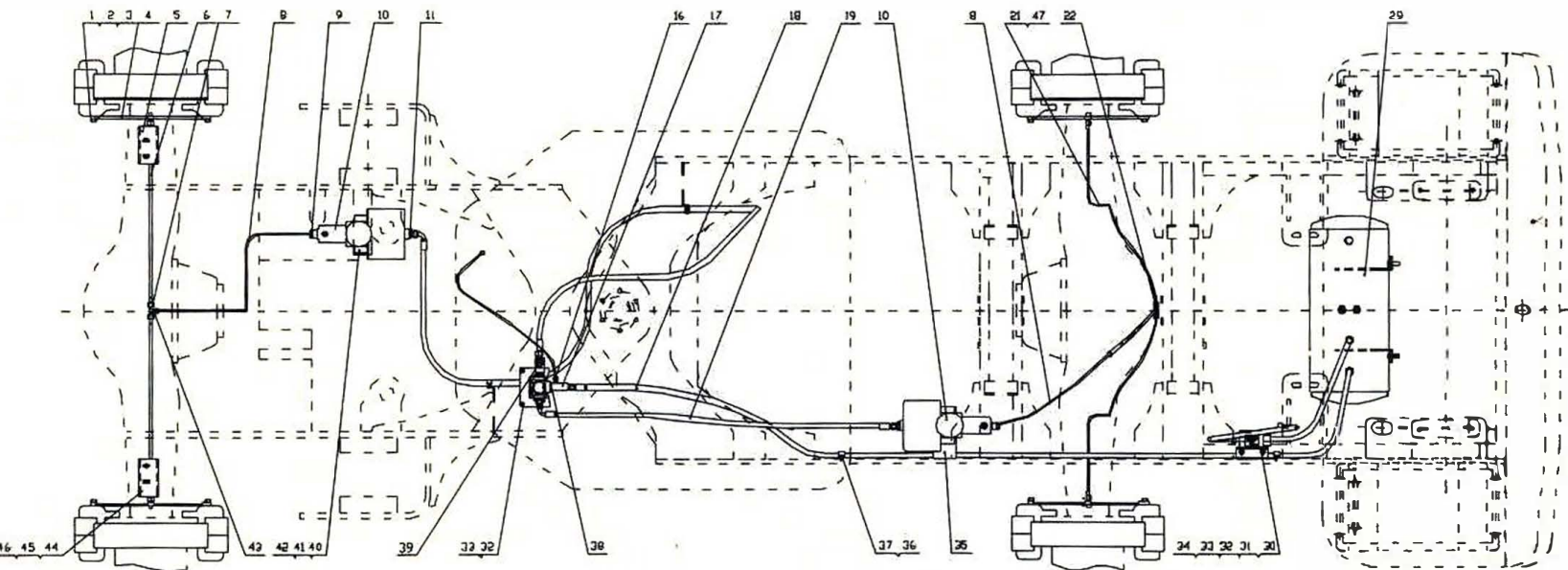


Figure 42-2 Service brake system



Fig.42

脚制动系统 Service brake system

Item	Parts number	Chinese Description	English Description	Specification	Qty	Remarks
1	LG853.08-010	管接头	Pipe connector		8	
2	LG853.08-011	垫圈	Washer		8	
3	LG853.08-005	垫圈	Washer		12	
4	LG853.08.04	进油管	Oil inlet pipe		4	
5	LG853.08-015	护板	Guide plate		1	
6	LG853.08.05	前桥油管	Front axle oil pipe		2	
7	LG853.08-012	前桥油路三通接头	Front axle oil pipe T-connector		1	
8	LG853.08.03	加力泵出油管	Air booster pump oil outlet pipe		2	
9	LG853.08-004	联接螺栓	Connecting bolt		2	
10	LG853.08.10	加力泵	Air booster pump	LYG60A	2	
11	LG853.08-013	制动气管接头	Brake pipe connector		4	
12	LG853.01-005	管夹	Pipe clamp		2	
13	90C-C/8   -L=3200	制动阀至前加力泵软管	Hose from brake valve to front booster pump		1	外购
14	LG853.08.12	气压表接管	Air pressure gauge connecting pipe	L=1300	1	
15	LG853.08.09	气制动阀	Air brake valve	XM60D-3514002	1	
16	LG853.01-002	接头	Connector		1	
17	LG50EX.08-001	制动四通接头	Brake X-connector		1	原为LG50F.08003A
18	C/8   -L=3300	储气罐至制动阀软管	Hose from air tank to brake valve		1	外购
19	90C-C/8   -L=1400	制动阀至后加力泵软管	Hose from brake valve to rear booster pump		1	外购
20	LG855.08.01	后加力泵支座	Rear booster pump bracket		1	原为LG50F·08004-005A
21	LG853.08.06	后桥油管	Rear axle oil pipe		1	
22	LG853.08-014	后桥油路三通接头	Rear axle oil pipe T-connector		1	

Fig.42

脚制动系统 Service brake system

Item	Parts number	Chinese Description	English Description	Specification	Qty	Remarks
23	LG853.08.11	制动软管	Brake hose	NJ130	1	
24	LG853.08-001	接头	Connector		4	
25	LG853.08-002	卸荷阀支架	Relief valve bracket		1	
26	LG853.08.08	卸荷阀	Relief valve	EQ153(LYG)-3512002	1	
27	LG853.08.02	钢丝软管	Steel wired hose		1	外购
28	LG853.08.15	气泵至卸荷阀钢管	Pipe from air pump to relief valve		1	
29	LG853.08.01	储气筒总成	Air tank assembly		1	
30	GB/T93	垫圈	Washer	8	8	
31	GB/T5782	螺栓	Bolt	M8×85	2	
32	GB/T5783	螺栓	Bolt	M8×25	8	
33	GB/T97.1	垫圈	Washer	8	6	
34	GB/6170	螺母	Nut	M8	2	
35	GB/T5783	螺栓	Bolt	M12×30	2	
36	GB/T5783	螺栓	Bolt	M6×12	2	
37	GB/T93	垫圈	Washer	6	6	
38	JB1002	垫圈	Washer	22	10	
39	LG853.08-008	制动灯开关三通接头	Brake lamp switch T-connector		1	
40	GB/T5783	螺栓	Bolt	M12×20	4	
41	GB/T93	垫圈	Washer	12	6	
42	GB/T97.1	垫圈	Washer	12	6	
43	GB/T5783	螺栓	Bolt	M8×20	2	
44	LG853.08-016	护板	Guide plate		1	
45	GB/T5783	螺栓	Bolt	M6×16	4	
46	GB/T97.1	垫圈	Washer	6	4	
47	LG853.08.14	后桥油管	Rear axle oil pipe		1	



## 8.2 Air tank assembly

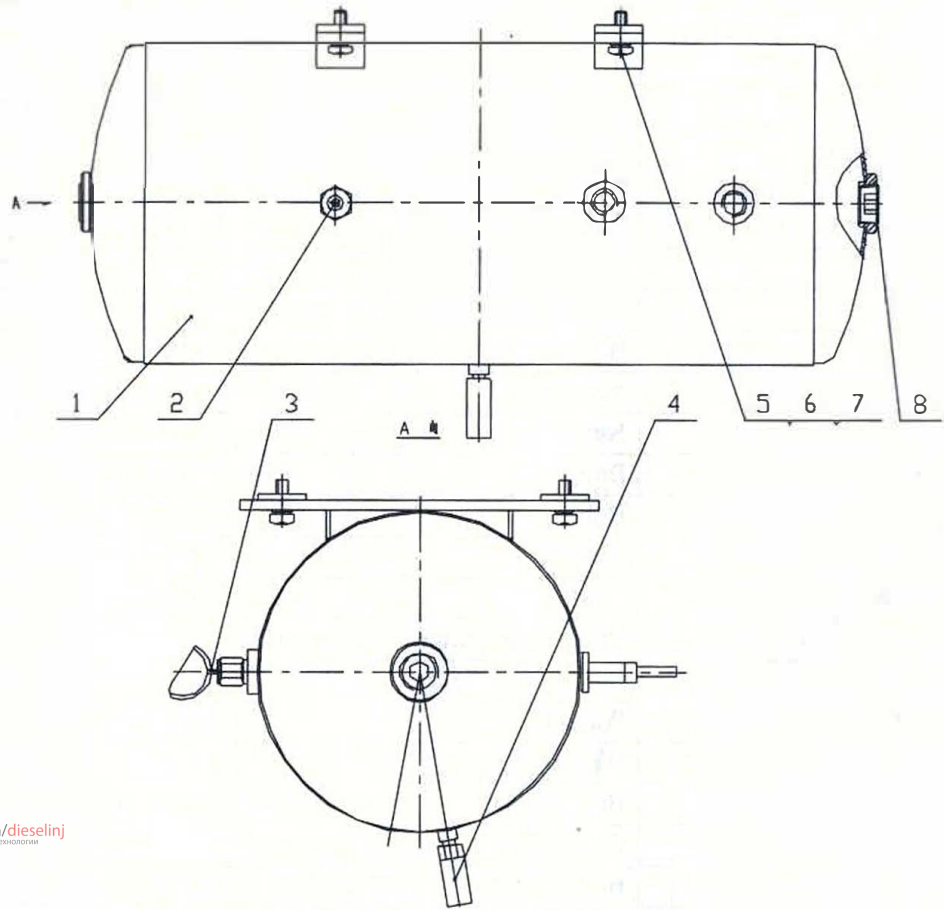


Figure 43 Air tank assembly



## 8.3 Disc brake

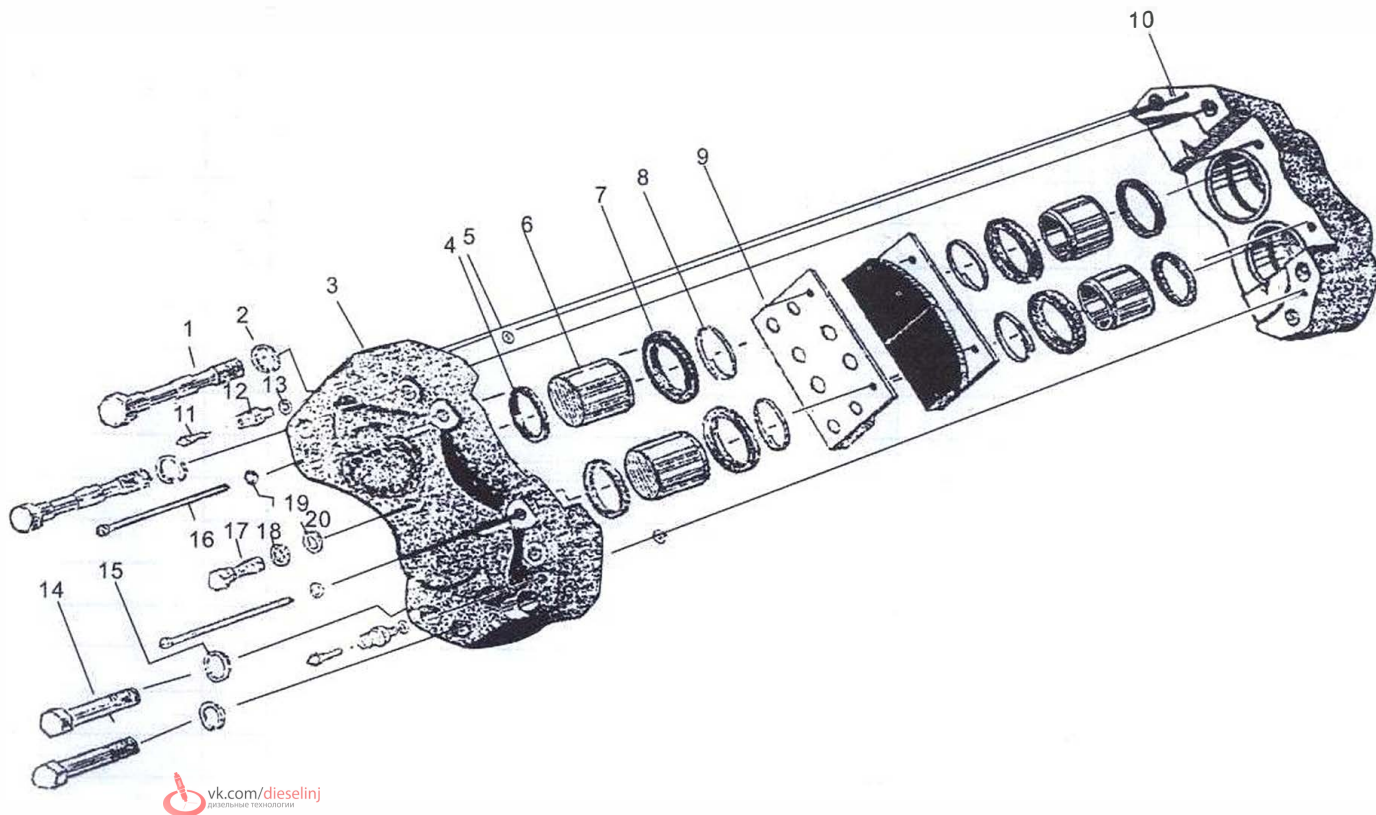


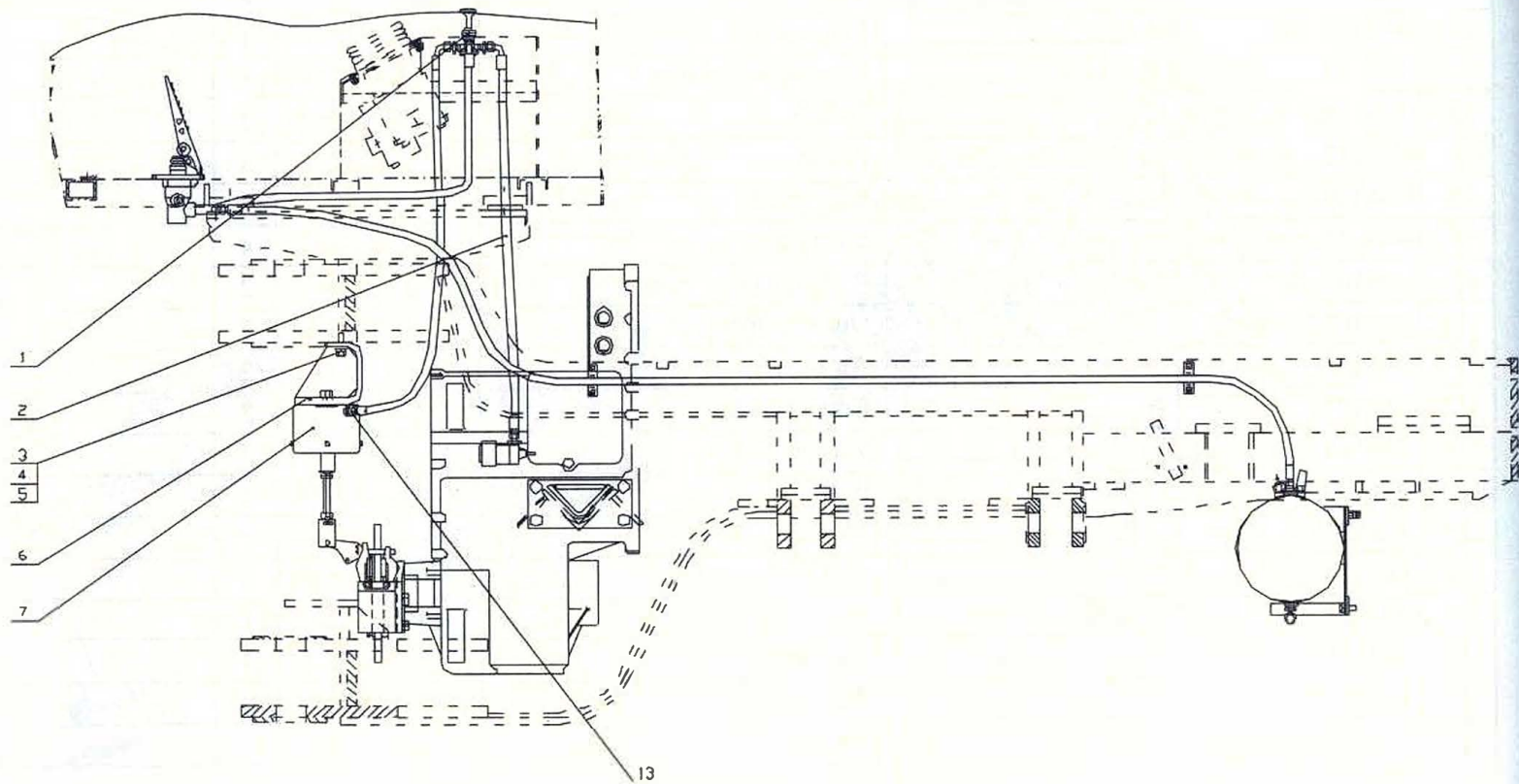
Figure 44 Disc brake

Fig.44

盘式制动器 Disc brake

Item	Parts number	Chinese Description	English Description	Specification	Qty	Remarks
1	408121	螺栓	Bolt	M22	4	
2	GB93-76	垫圈	Washer	22	4	
3	408105-106	内钳	Inner caliper		1	
4	408112	矩形密封圈	Rectangle seal ring		4	
5	GB1235-76	O型圈	O-ring	$\phi 20 \times 2.4$	2	
6	408112	活塞	Piston		4	
7	408110	防尘罩	Dust hood		4	
8	408111	卡圈	Snap ring		4	
9	408107-108	制动片	Brake piece		2	
10	408107-109	外钳	Outer caliper		1	
11	408103	放气嘴	Air bleeder		2	
12	408104	接头	Connector		2	
13	408124	垫圈	Washer		2	
14	408120	螺栓	Bolt	M20 $\times$ 1.5 $\times$ 56	4	
15	GB93-76	垫圈	Washer	20	4	
16	408114	螺栓销	Bolt pin		2	
17	408101	管接头	Pipe connector		1	
18	408115	垫圈	Washer		1	
19	GB93-76	垫圈	Washer	10	2	
20	408102	垫圈	Washer		8	

# IX Emergency and parking brake system



 vk.com/dieselinj  
дизельные технологии

Figure 45-1 Emergency and parking brake system

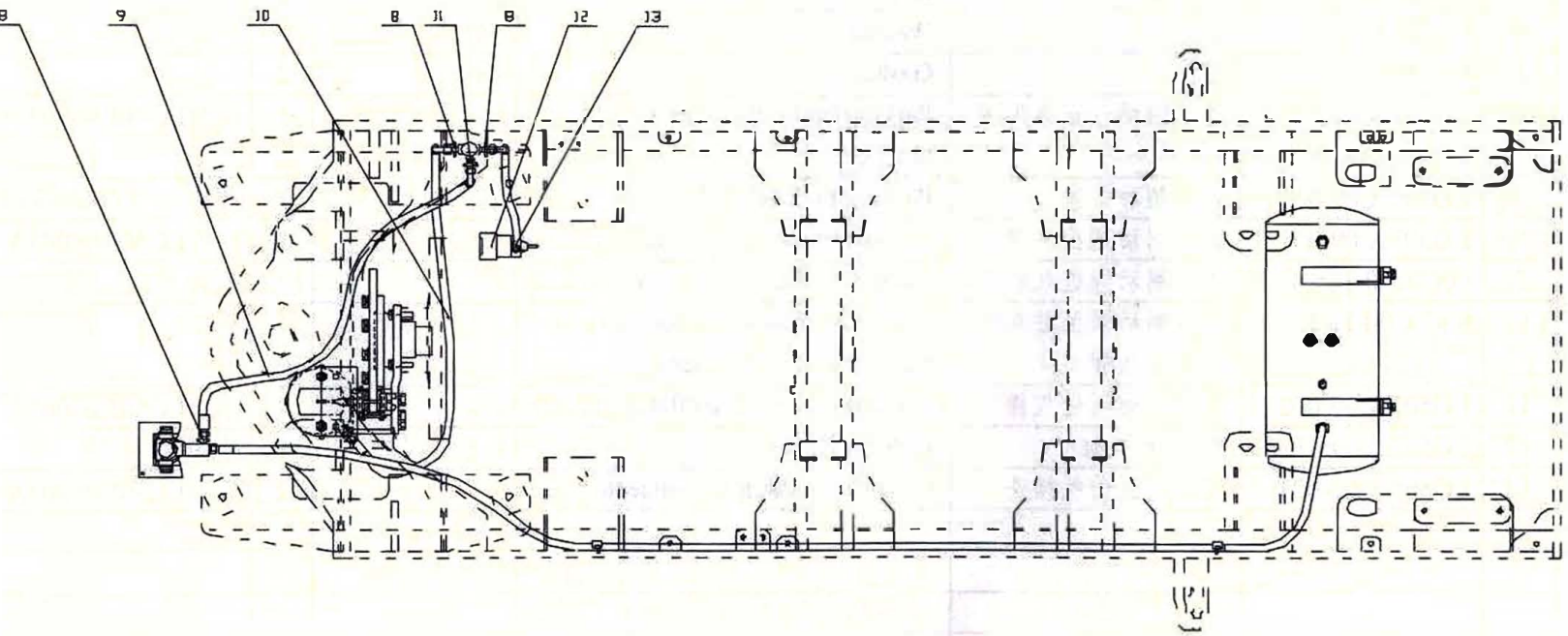


Figure 45-2 Emergency and parking brake system

Fig.45

## 应急及驻车制动系统 Emergency and parking brake system

Item	Parts number	Chinese Description	English Description	Specification	Qty	Remarks
1	LG50EX.09.01	手控制动阀	Manual control brake valve		1	外购/原为QZ50
2	90C-C/8-L=1400	手控制动阀至切断气缸软管	Hose from manual brake valve to cutoff cylinder		1	外购
3	GB/T5783	螺栓	Bolt	M16×45	2	
4	GB/T93	垫圈	Washer	16	2	
5	GB/T97.1	垫片	Gasket	16	2	
6	LG50EX.09.04	驻车制动气室固定座	Parking brake chamber securing bracket		1	原为LG50F.09007-008A
7	LG50EX.09.02	驻车制动气室	Parking brake chamber		1	外购/原为QZ50-3507001
8	LG50EX.09-001	手控制动阀出气接头	Manual brake valve outlet connector		3	原为LG50F.09002A
9	90C-C/8I-L=1400	手控制动阀进气软管	Manual brake valve inlet connector		1	外购
10	90C-C/8I-L=1800	手控制动阀至驻车制动气室软管	Hose from manual brake valve to parking brake chamber		1	外购
11	LG50EX.09-002	手控制动阀进气接头	Manual brake valve inlet connector		1	原为LG50F.09001A
12	LG50EX.09.03	XZ切断气缸	Cutoff cylinder		1	外购
13	LG50EX.09-003	切断气缸进气接头	Cutoff cylinder inlet connector		2	原为LG50F.09003A



# frame system

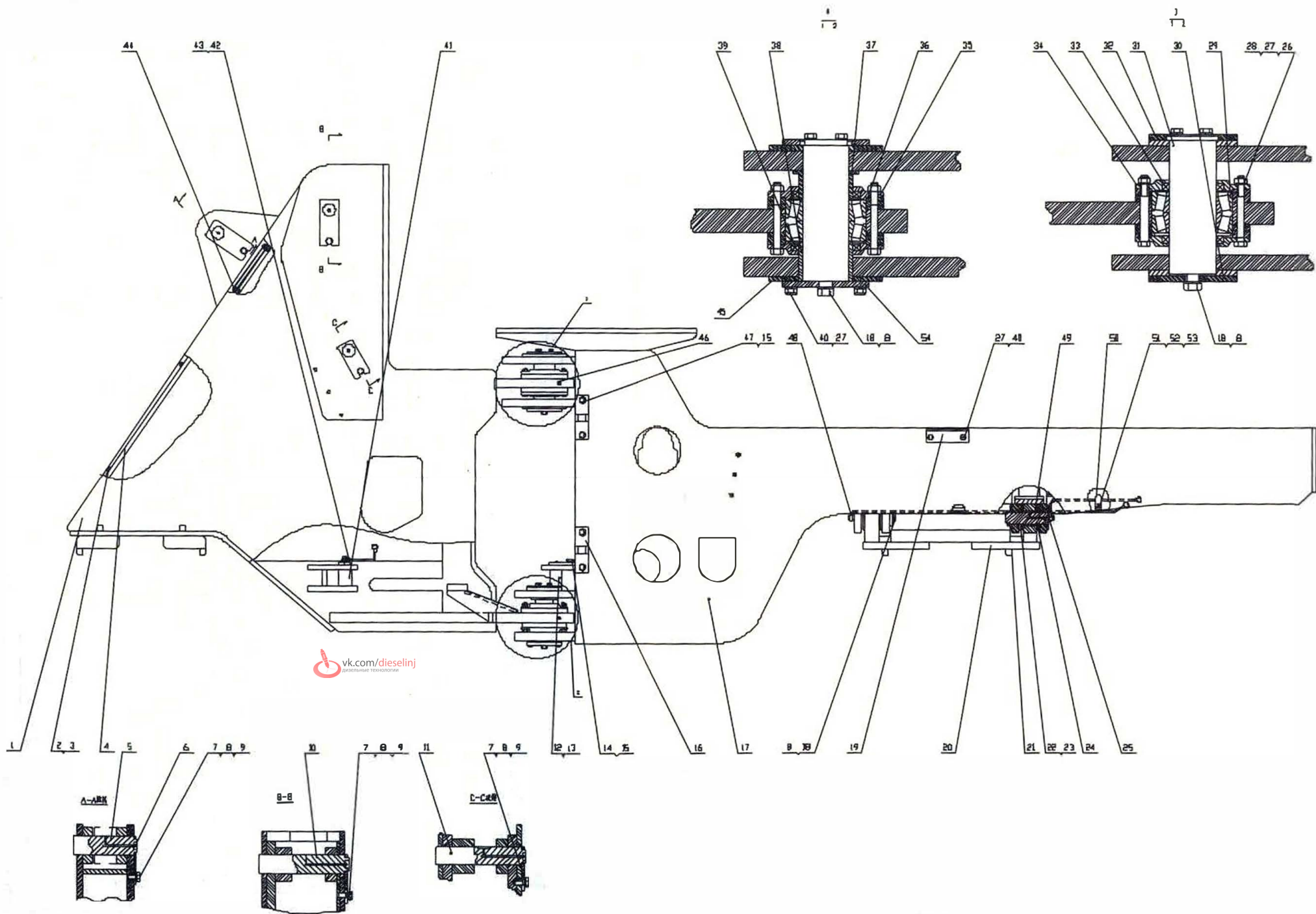




Fig.46

车架系统 Frame system

Item	Parts number	Chinese Description	English Description	Specification	Qty	Remarks
1	LG50EX.10.01	前车架	Front frame		1	原为LG855.10100A
2	GB/T5783	螺栓	Bolt	M10×20	4	
3	GB/T93	垫圈	Washer	10	4	
4	LG855.10.15	盖板总成	Cover board assembly		1	
5	LG853.10.03	翻斗缸后销轴焊合	Tilt cylinder rear pin weldment		1	借用
6	JB/T7940.1-1995	油杯	Oil cup	M10×1	11	原为GB/T1152
7	GB/T5783	螺栓	Bolt	M20×40	5	
8	GB/T93	垫圈	Washer	20	9	
9	GB/T97.1	垫圈	Washer	20	7	
10	LG855.10.05	动臂上销轴焊合	Lift arm upper pin weldment		2	原为LG50F.10005-005A
11	LG855.10.06	动臂缸后销轴焊合	Lift cylinder rear pin weldment		2	原为LG50F.10007-008A
12	LG855.10.07	后转向销轴焊合	Rear steering pin weldment		2	原为LG50F.10011-012A
13	LG855.10-002	转向缸后垫套	Rear sleeve for steering cylinder		2	原为LG50F.10013A
14	GB/T5783	螺栓	Bolt	M16×35	4	
15	GB/T93	垫圈	Washer	16	12	
16	LG855.10.08	油箱固定座	Oil tank securing seat		2	原为LG50E.10001-002A
17	LG50EX.10.02	后车架	Rear frame		1	原为LG855.10200A
18	GB/T5783	螺栓	Bolt	M20×35	4	
19	LG855.10-003	双变滤清器支架	Filter screen		1	原为510009C
20	LG855.10.03	副车架	Oscillating suspension		1	原为LG50F.10300B
21	LG853.10-018	挡块	Block		8	原为410002B
22	LG855.10-004	铜垫	Copper gasket		2	原为LG50F.10035A
23	LG855.10-008	副车架调整垫	Oscillating suspension adjusting shim		1	选装件
24	LG855.10.09	副车架销	Oscillating suspension pin		2	原为LG50F.10033-034A

Fig.46

## 车架系统 Frame system

Item	Parts number	Chinese Description	English Description	Specification	Qty	Remarks
25	LG855.10.10	副车架注油管 I	Oscillating suspension oil filling pipe I		1	原为 LG50F.10042-042A
26	GB/T5782	螺栓	Bolt	M12 × 110	8	
27	GB/T93	垫圈	Washer	12	22	
28	GB/T6170	螺母	Nut	M 12	8	
29	GB/T297-1994	轴承	Bearing	32215(7515E)	4	
30	LG853.10-008	端盖	End cover		1	原为 510014C
31	LG853.10-007	铰接销	Articulated pin		2	原为 510012C
32	LG853.10-006	压板	Press plate		2	原为 510011C
33	GB/T13871-1992	FB形油封	FB-type oil seal	75 × 100 × 12	2	
34	LG853.10-005	上轴承盖	Upper bearing cover		2	原为 510013C
35	LG853.10-004	下轴承盖	Lower bearing cover		2	原为 510015C
36	LG853.10-003	调整垫	Adjusting shim		二组	原为 510018C
37	LG853.10-001	上轴套	Upper shaft sleeve		1	原为 G50F.10020A
38	LG853.10-002	下轴套	Lower shaft sleeve		1	原为 510017C
39	GB/T13871-1992	FB形油封	FB-type oil seal	85 × 110 × 12	2	
40	GB/T5783	螺栓	Bolt	M12 × 30	14	
41	LG855.10.11	前转向销轴焊合	Front steering pin weldment		2	原为 LG50F.10015-016A
42	LG855.10.12	右前转向销注油管	Right front steering pin oil filling pipe		1	原为 LG50F.10018-018A
43	LG855.10.13	左前转向销注油管	Left front steering pin oil filling pipe		1	与 LG855.10.12 共图
44	LG853.10-021	胶管保护套	Hose sleeve		2	借用/原为 510150C
45	LG855.10-006	调整垫圈	Adjusting washer		一组	
46	JB/T7940.2-1995	油杯	Oil cup	M10 × 1	2	原为 GB/T1153
47	GB/T5783	螺栓	Bolt	M16 × 50	4	
48	LG855.10.14	副车架注油管 2	Oscillating suspension oil filling pipe II	2	1	原为 LG50F.10041-041A



# XI. Implement system

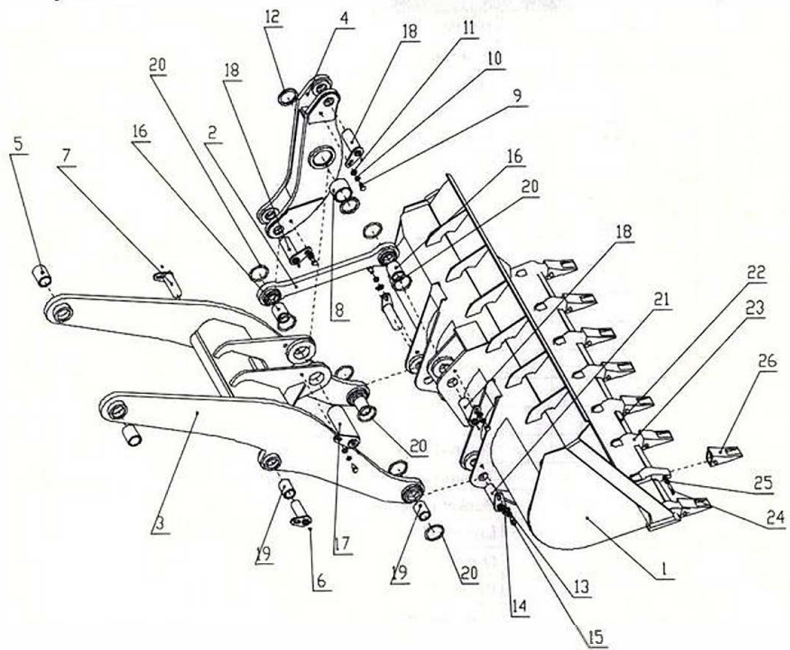


Figure 47 Implement system

<https://vk.com/dieselinj>

Fig.47

## 工作装置系统 Implement system

Item	Parts number	Chinese Description	English Description	Specification	Qty	Remarks
1	CDM855E.11.01	铲斗	Bucket		1	
2	LG853.11.02	拉杆	Pull rod		1	借用
3	LG855.11.03	动臂	Lift arm		1	借用
4	LG853.11.04	摇臂	Tilt arm		1	借用
5	LG853.11-001	动臂上轴套	Lift arm upper shaft sleeve		2	借用
6	JB/T7940.1-1995	油杯	Oil cup		8	
7	LG855.11.05	动臂缸上销轴焊合	Lift cylinder upper pin weldment		2	借用
8	LG853.11-002	摇臂中轴套	Tilt arm middle shaft sleeve		2	借用
9	GB/T5783	螺栓	Bolt	M24 × 40	1	
10	GB/T93	垫圈	Washer	24	1	
11	GB/T97.1	垫圈	Washer	24	1	
12	GB9877.1-88(B型)	油封	Oil seal	120 × 150 × 12	2	
13	GB/T93	垫圈	Washer	20	7	
14	GB/T97.1	垫圈	Washer	20	7	
15	GB/T5783	螺栓	Bolt	M20 × 40	7	
16	LG853.11-004	拉杆轴套	Pull rod shaft sleeve		2	借用
17	LG853.11.06	摇臂中销轴焊合	Tilt arm middle pin weldment		1	借用
18	LG853.11.07	铲斗上销轴焊合	Bucket upper pin weldment		3	借用
19	LG853.11-003	动臂下轴套	Lift arm lower shaft sleeve		4	借用
20	LG853.11-005	O型密封圈	O-ring		8	借用
21	LG853.11.08	铲斗下销轴焊合	Bucket lower pin weldment		2	借用
22	CDM853.11.01-001	主刀板	Main cutting board		1	
23	CDM853.11.01-002	齿座	Tooth seat		8	借用
24	LG855.11.01-024	销	Pin		8	借用



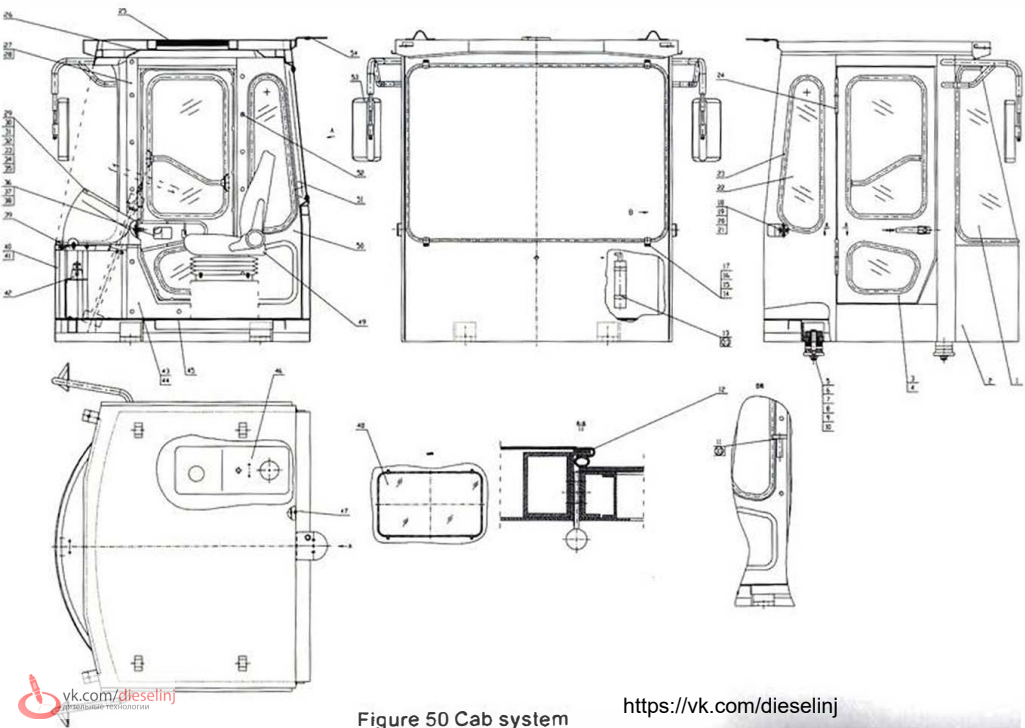


Figure 50 Cab system

<https://vk.com/dieselinj>

Fig.48

驾驶室系统 Cab system

Item	Parta number	Chinese Description	English Description	Specification	Qty	Remarks
1	LG853.12-001	前挡玻璃	Front windscreen		1	借用
2	CDM855E.12 II .01	驾驶室焊合	Cab weldment		1	
3	LG855.12.02	左门总成	Left door assembly		1	借用
4	LG855.12.03	右门总成	Right door assembly		1	借用
5	LG853.12.05	橡胶垫	Rubber pad		4	借用
6	LG853.12-010	垫圈	Washer		4	借用
7	LG853.12-012	垫板	Tie plate		4	借用
8	LG855.12-001	销	Pin		4	借用
9	GB/T889.2	尼龙自锁螺母	Nylon locknut	M18×1.5	4	
10	LG855.12-009	垫圈	Washer		8	借用
11	CDM858A.12 I .06	安全锤	Hammer		1	外购/借用
12	LG853.12.11	门框胶条	Frame rubber strip		6.8m	借用/外购
13	CDM858A.12 I .05	灭火器	Fire extinguisher		1	外购/借用
14	LG853.12-002	玻璃压板	Glass press plate		8	借用
15	GB/T818	螺钉	Screw	M5×10	16	
16	GB/T93	垫圈	Washer	5	16	
17	GB/T97.1	垫圈	Washer	5	16	
18	LG853.12.09	门扣	Door latch		2	借用/外购
19	GB/T5783	螺栓	Bolt	M8×20	4	
20	GB/T93	垫圈	Washer	8	4	
21	GB/T97.1	垫圈	Washer	8	4	
22	LG853.12-006	后侧玻璃	Rear glass		2	借用
23	LG853.12-020	玻璃胶条	Glass rubber sealing		12.1m	借用/外购
24	LG853.12.02	5寸旗铰	5-inch hinge		4	外购



Fig.48

驾驶室系统 Cab system

Item	Parts number	Chinese Description	English Description	Specification	Qty	Remarks
25	LG855.12-002	海绵	Sponge	30×410×650	1	借用
26	LG855.12-003	顶板内装饰板	Ceiling decoration board		1	借用
27	LG853.12-013	右门上装饰板	Right door upper decoration board		1	借用
28	LG853.12-019	左门上装饰板	Left door upper decoration board		1	借用
29	LG853.12-015	仪表盘	Instrument panel		1	
30	LG853.12-016	方向机罩	Steering gear hood		1	借用/外购
31	GB/T5783	螺栓	Bolt	M6×20	6	
32	GB/T96.2	垫圈	Washer	6	10	
33	GB/T845	自攻螺钉	Tapping screw	ST4.8×19	7	
34	CDM855E.12 II -001	仪表板	Instrument board		1	借用
35	GB/T818	螺钉	Screw	M5×18	4	
36	GB/T5783	螺栓	Bolt	M6×12	8	
37	GB/T93	垫圈	Washer	6	8	
38	GB/T97.1	垫圈	Washer	6	8	
39	LG853.12.06	方向机固定架总成	Steering gear holder assembly		1	借用
40	LG855.12-004	海绵	Sponge	30×290×365	2	借用
41	LG855.12-008	海绵	Sponge	30×210×365	2	借用
42	LG853.12.01.01	聚风罩	Wind hood		1	借用
43	LG855.12-005	右门下装饰板	Right door lower decoration board		1	借用
44	LG855.12-006	左门下装饰板	Left door lower decoration board		1	借用
45	LG855E.12-002	地垫	Ground pad		1	借用/外购
46	LG855E.12.01	先导阀安装盒	Pilot mounting box		1	借用
47	LG30F.12-017	线束护线套	Wire harness sheath		2	借用
48	LG853.12-007	后窗玻璃	Rear window glass		1	借用



# XIII. Out Panel System

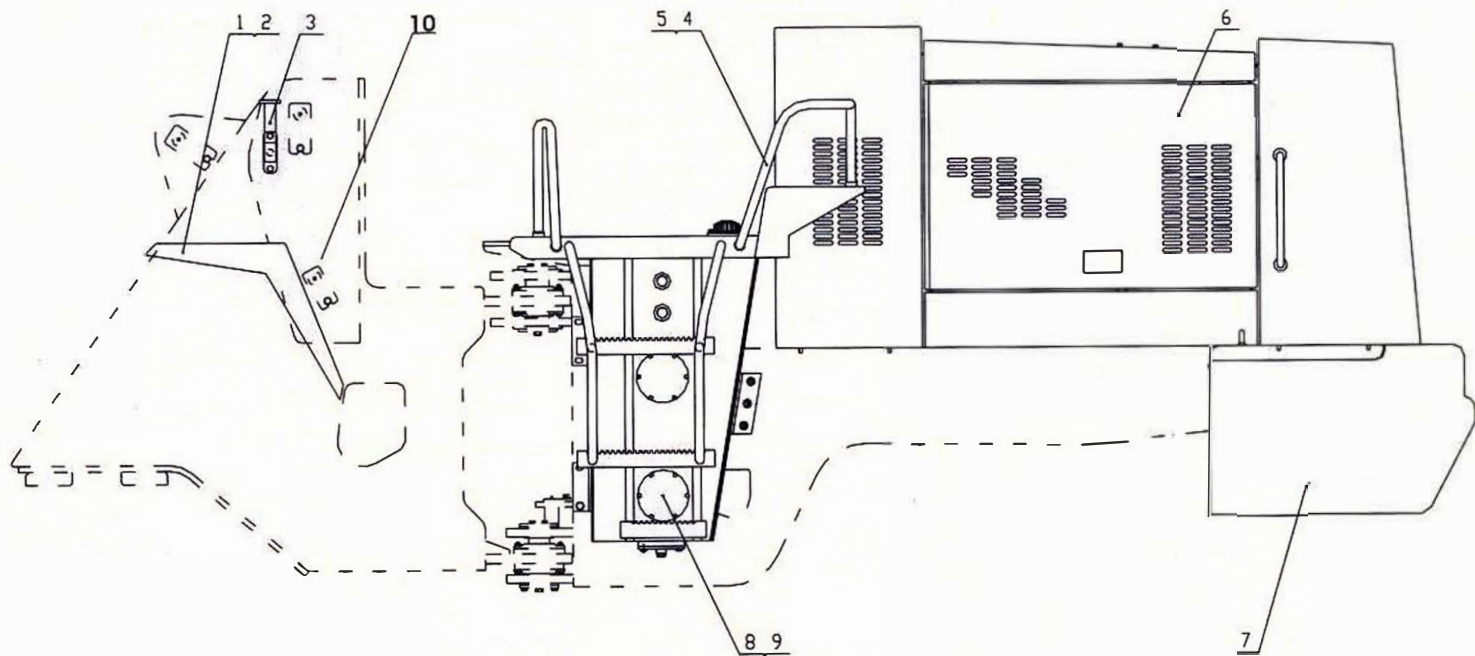


Figure 49 Out Panel System



## XIV. Electrical System

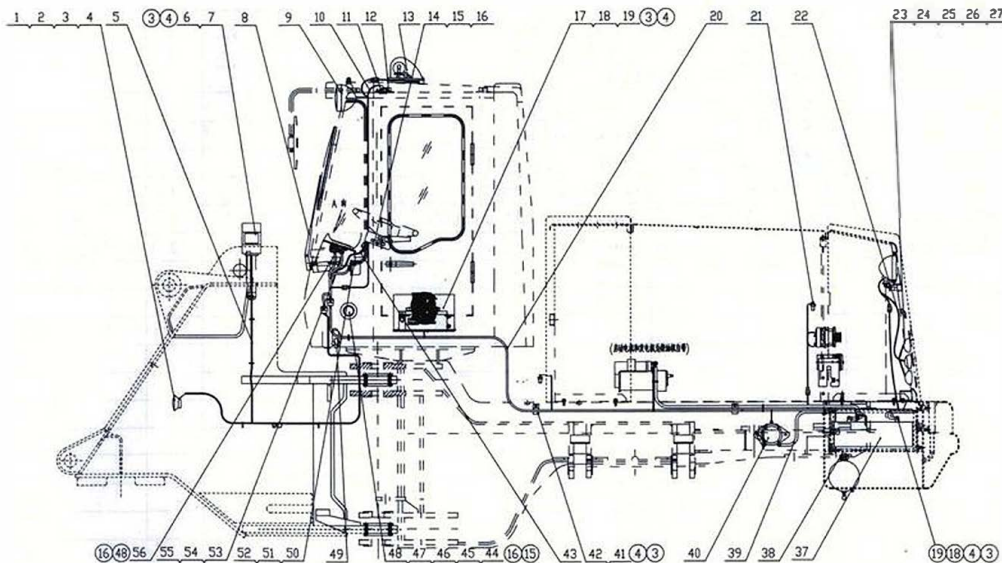


Figure 50-1 Electrical System

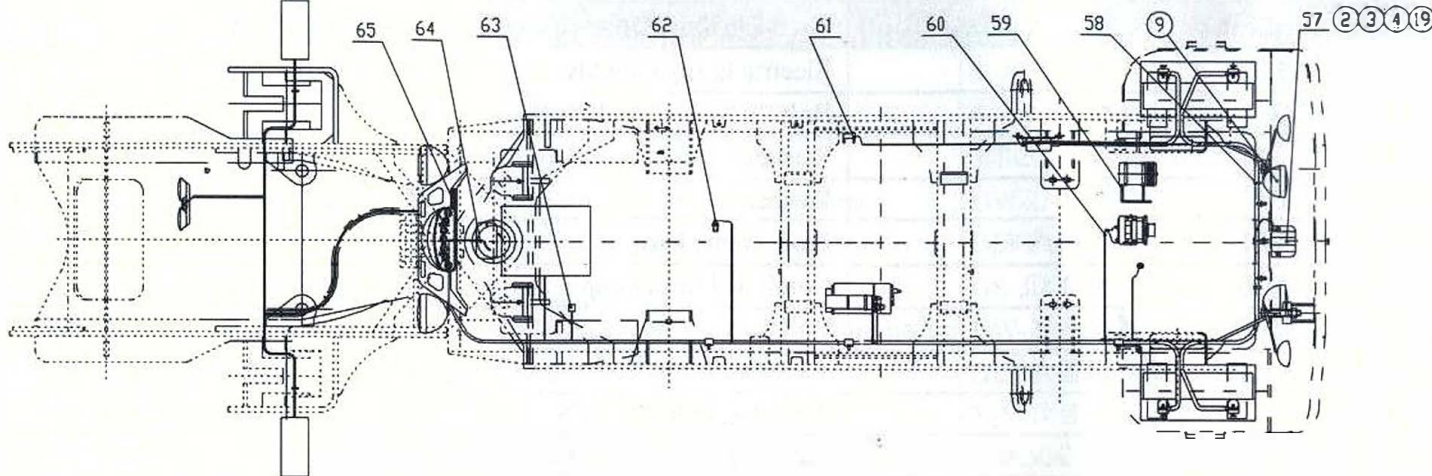


Figure 49-2 Electrical System

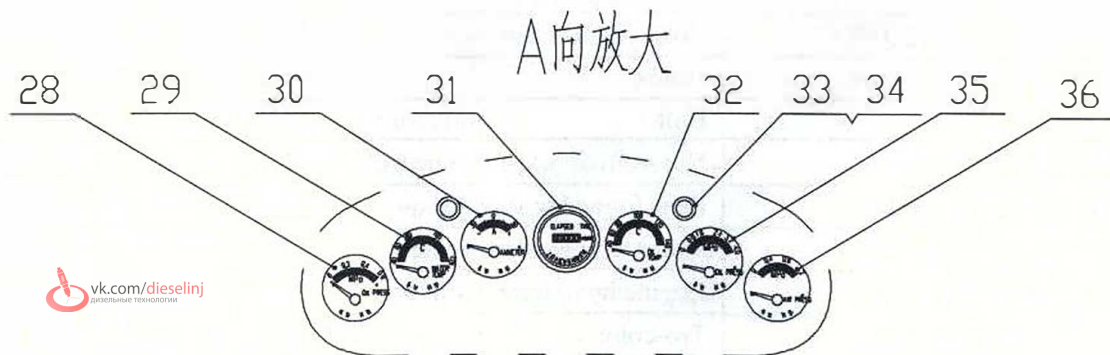


Figure 50-3 Electrical System

Fig.50

## 电器系统 Electrical system

Item	Parts number	Chinese Description	English Description	Specification	Qty	Remarks
1	LG853.15.09	电喇叭总成	Electric horn assembly	DL50D-24	1	
2	GB/T5783	螺栓	Bolt	M8×16	4	
3	GB/T93	垫圈	Washer	8	27	
4	GB/T97.1	垫圈	Washer	8	31	
5	LG853.15.01	前车架线束	Front frame harness		1	
6	LG853.15.10	前组合灯	Combined head lamp	HDF-02D	2	分左右
7	GB/T5783	螺栓	Bolt	M8×25	8	
8	CDM853.15.22	雨刮器总成	Wiper assembly	ZD2531A(刮角: 85°)	1	
9	LG853.15.12	防眩目灯	Anti-flaring lamp	Mar-68	4	
10	CDM855E.15 V.02	驾驶室线束	Cab harness		1	
11	LG853.15.13	吸顶灯	Ceiling lamp	FD140×80	1	
12	GB/T845	自攻螺钉	Tapping screw	ST4.8×19	3	
13	CDM855E.15 II.60	警示灯	Warning lamp	TTD124	1	选配
14	LG853.15.14	电锁开关	Electric switch	JK324C	1	
15	GB/T818	十字槽盘头螺钉	Cross head screw	M5×20	12	
16	GB/T93	垫圈	Washer	5	12	
17	GB/T5783	螺栓	Bolt	M8×30	8	
18	GB/T6170	螺母	Nut	M8	10	
19	CDM855E.15 V.03	后车架线束	Rear frame harness		1	
20	LG853.15.16	水温传感器	Water temperature sensor	Z3/8	1	水温表带
21	LG855.15 I.04	机罩灯线束	Engine hood lamp harness		1	
22	LG853.15.17	三色示宽灯	Tro-color width indicator	XFI-7(红、白、黄)	6	红、白、黄各2
23	GB/T67	螺钉	Screw	M4×16	12	
24	GB/T6170	螺母	Nut	M4	12	



Fig.50

## 电器系统 Electrical system

Item	Parts number	Chinese Description	English Description	Specification	Qty	Remarks
25	GB/T93	垫圈	Washer	4	12	
26	GB/T97.1	垫圈	Washer	4	12	
27	LG853.15.18	动力机油压力表	Engine oil pressure gauge	YT-202/0.8MPa	1	
28	LG853.15.19	动力机水温表	Engine water temperature gauge	DW-2/40~120℃	1	
29	LG853.15.20	电流表	Ammeter	DL-3/±30A	1	
30	LG853.15.21	计时表	Hour meter	GS-3	1	
31	LG853.15.22	变矩器油温表	Torque converter oil temperature gauge	DW-2/40~140℃	1	
32	LG853.15.23	转向指示灯	Turning pilot lamp	DH16-4	2	
33	LG853.15.58	指示灯泡	Indicating lamp	24V	2	
34	LG853.15.24	变速箱油压表	Transmission oil pressure gauge	YT-202C4B/4.0MPa	1	
35	LG853.15.25	制动气压表	Brake pressure gauge	YT-202/1.2MPa	1	
36	LG853.15.26	蓄电池	Battery	N120(12V120AH)	2	
37	LG853.15.27	低压报警开关	Low pressure warning switch	SH361	1	
38	LG855.15   .05	电瓶线	Battery harness		1	单位: 组
39	LG853.15.28	电源总开关	Main power switch	DK2312	1	
40	GB/T5783	螺栓	Bolt	M8×20	7	
41	LG853.01-005	线夹	Wire clip		4	
42	CDM855E.15 V.06	仪表台线束	Instrument panel harness		1	
43	LG853.15.29	蒸发风机	Evaporator blower	KT16-2×09C	1	
44	LG853.15.39	蒸发风机导风管	Evaporator blower guide pipe	φ40×700	2	
45	LG853.15.40	蒸发风机导风管	Evaporator blower guide pipe	φ13×500	2	
46	GB/T97.1	垫圈	Washer	5	13	
47	GB/T6170	螺母	Nut	M5	10	
48	LG853.15.30	制动灯开关	Brake lamp switch	JN150	1	



Fig.50

## 电器系统 Electrical system

Item	Parts number	Chinese Description	English Description	Specification	Qty	Remarks
49	LG853.15.31	低压报警蜂鸣器	Low pressure warning buzzer	FM251	1	
50	CDM833.15.32	八档保险盒	Eight-gear fuse box	BX308	1	
51	CDM855E.15.38	空调系统总成	Air conditioner assembly	GK15-5.0A1	1	
52	LG853.15.33	电子闪光灯	Electronic blinder	SGD258-24V	1	
53	LG855.15.36	机油压力表胶管	Engine oil pressure gauge hose	3900mm	1	
54	LG30F.15.V.07	仪表线束	Instruments harness		1	
55	LG855.15.35	双变油压表胶管	Transmission and torque converter oil pressure gauge hose	2500mm	1	
56	LG835.15.35	继电器	Relay	HG4185-1H-24V 70A	1	
57	CDM855E.15.II.20	倒车蜂鸣器	Back up buzzer	JWL-FM212/24V	1	
58	LG853.15.001	尼龙扎带	Nylon strip	ZD250 × 50	40	
59	LG856.15.I.46	压缩机支架	Compressor bracket		1	
60	LG853.15.I.08	发电机线束	Alternator harness		1	
61	LG855.15.43	压差发讯器	Pressure difference message sender	CMS-I	1	
62	LG853.15.37	油温传感器	Oil temperature sensor	Z3/8	1	油温表带
63	LG855.15.44	压力式发讯器	Pressure type message sender	CY-II	1	
64	LG853.15.42	组合开关	Combined switch	JK321D I	1	
65	CDM855E.15.V.34	翘板开关组	Panel switches group		1	

# XV Tool Kit




Figure 51 Tool Kit

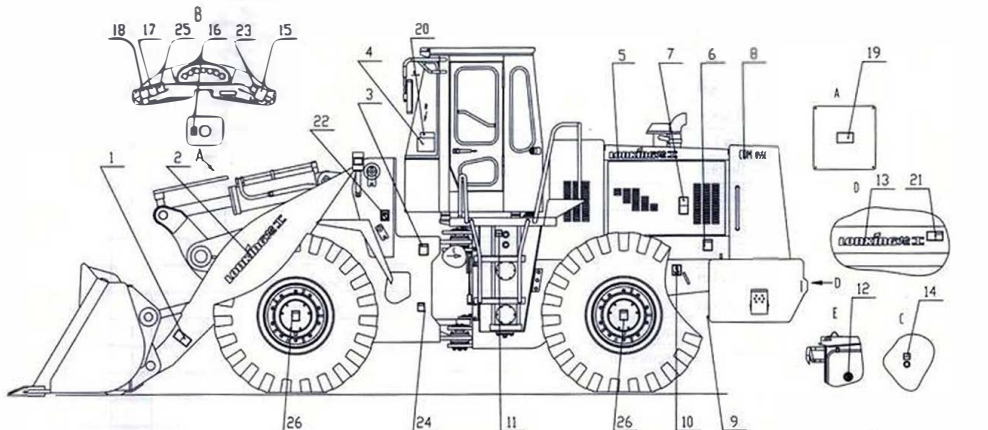
Fig.51

随即工具 Tool kit

Item	Chinese Description	English Description	Specification	Qty	Remarks
1	活动扳手	Shifting spanner	375mm	1	
2	活动扳手	Shifting spanner	200mm	1	
3	一字螺丝刀	Flat screw driver	250mm	1	
4	一字螺丝刀	Flat screw driver	125mm	1	
5	十字螺丝刀	Cross screw driver	125mm	1	
6	钢丝钳	Pliers		1	
7	短接杆	Short connecting rod		1	
8	棘轮柄	Ratchet handle		1	
9	滑手柄	Sliding handle		1	
10	压力表	Pressure gauge		1	
11	压力表接头	Pressure gauge connector		1	
12	制动软管	Brake hose	NJ130	1	
13	梅花扳手	Offset ring spanner	10-12	1	
14	梅花扳手	Offset ring spanner	13-15	1	
15	梅花扳手	Offset ring spanner	14-17	1	
16	梅花扳手	Offset ring spanner	17-19	1	
17	梅花扳手	Offset ring spanner	22-24	1	
18	梅花扳手	Offset ring spanner	27-30	1	
19	呆扳手	Non-shifting spanner	10-12	1	
20	呆扳手	Non-shifting spanner	13-15	1	
21	呆扳手	Non-shifting spanner	14-17	1	
22	呆扳手	Non-shifting spanner	16-18	1	
23	呆扳手	Non-shifting spanner	22-24	1	
24	呆扳手	Non-shifting spanner	17-30	1	

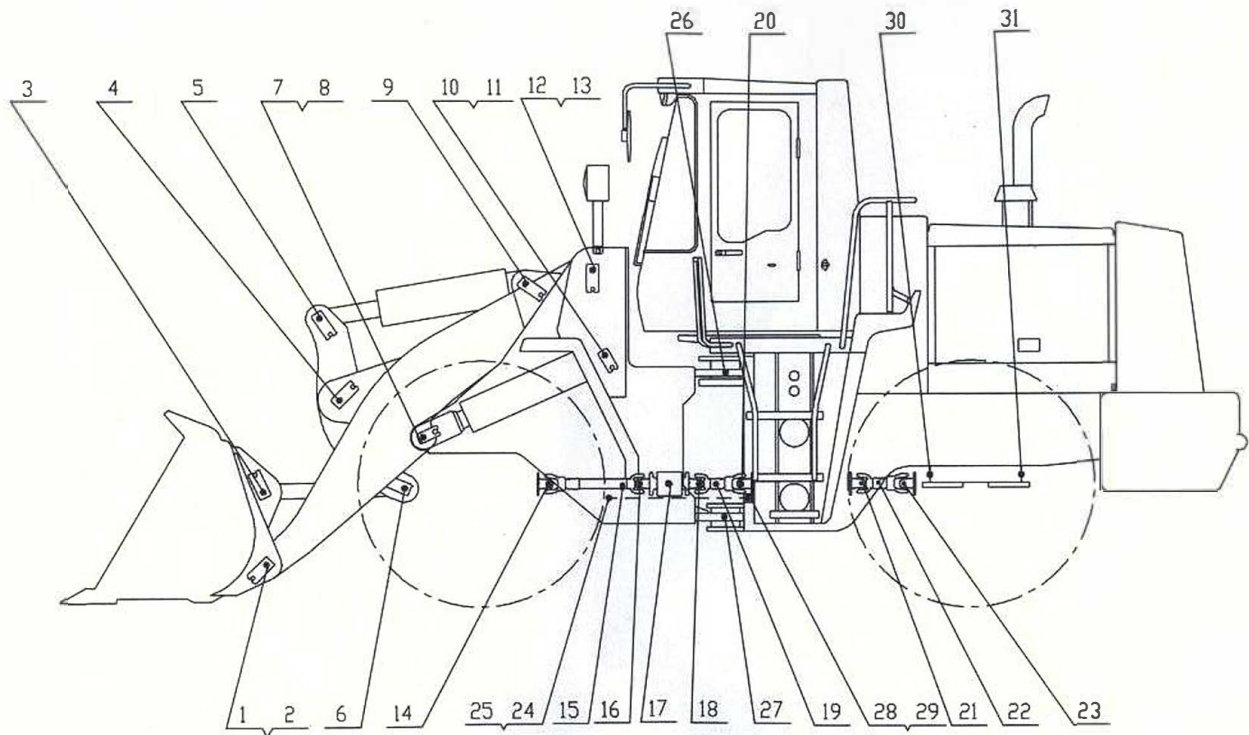


# XVI Warning mark system



- |                                 |  |  |
|---------------------------------|--|--|
| 1 Lift arm warning label        | 11 Hydraulic oil label                             | 21 Backup warning label                      |
| 2 CDM for lift arm              | 12 China top brand label                           | 22 Pedal prohibited warning label            |
| 3 Articulation safety label     | 13 Lonkin on counterweight                         | 23 Leaving seat warning label                |
| 4 Lubricating map               | 14 Fuel label                                      | 24 Maintain and transportation warning label |
| 5 CDM for engine hood           | 15 Implement control label                         | 25 Machine welding warning label             |
| 6 Battery connecting wire label | 16 Gear label                                      | 26 Wheel side reduction warning label        |
| 7 Fan warning label             | 17 Warning   |  |
| 8 Rear hood label               | 18 Pre-work before starting                        |  |
| 9 Air tank warning label        | 19 Nameplate                                       |  |
| 10 Lifting label                | 20 Requirement for time inspection and maintenance |  |

# XVII Greasting points indication layout

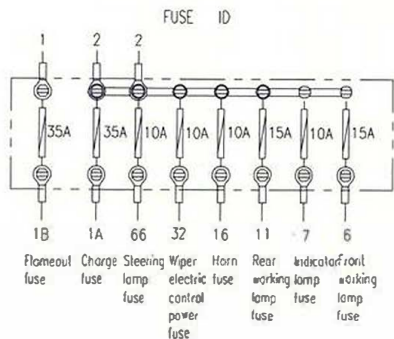
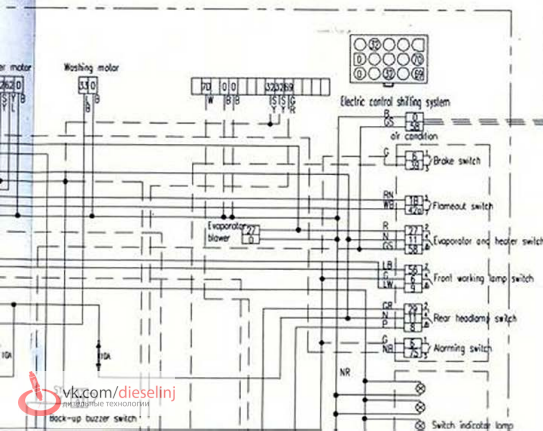
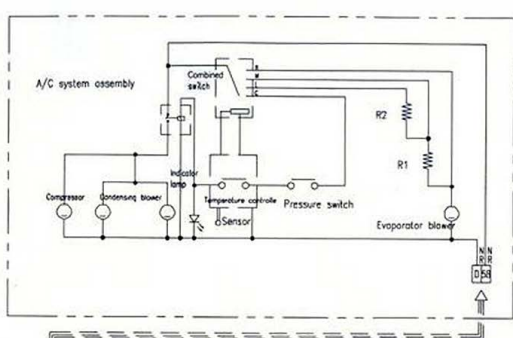
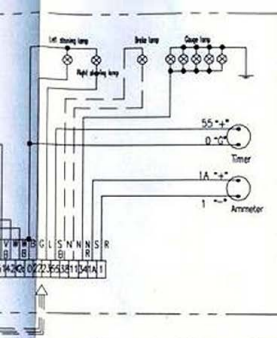


**NOTE:** ● stands for greasting points (totally 31). No. 1-13 located in implement, NO. 14-23 located in front, intermediate and rear drive shafts respectively, NO. 26-27 in hitch of frames, and NO. 30-31 in oscillating suspension. The rest, ie, NO. 24, 25, 28 and 29, refers to steering cylinders.







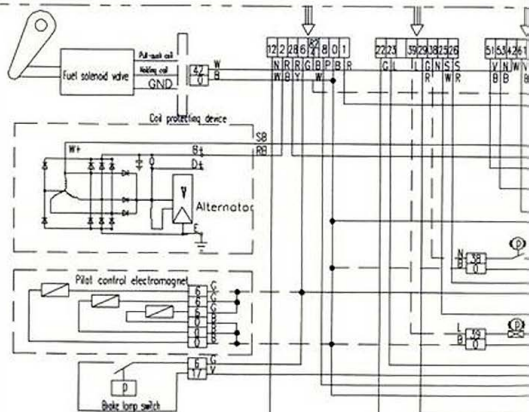
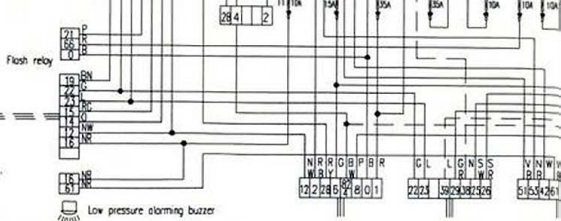
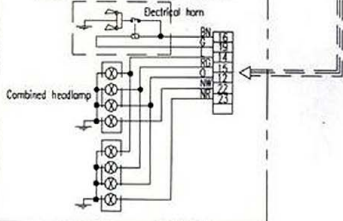


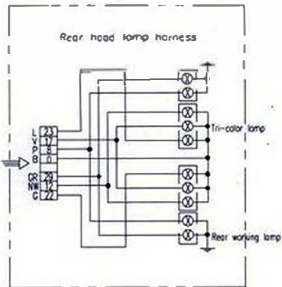
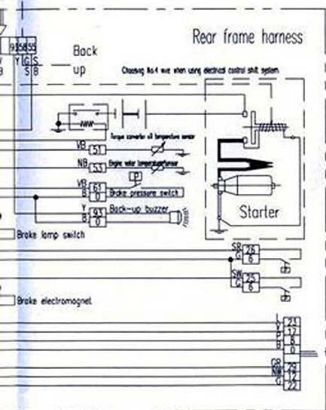
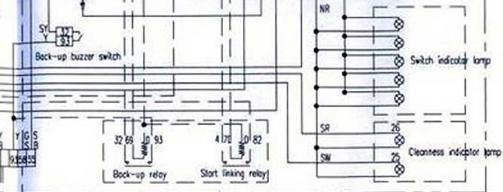
Flash opt code	OFF			:O:O:			:O:O:			Function
	M	D	P	M	D	P	M	D	P	
9										Power 1 Flash beam 1
11										Power 2 Flash beam 2
12										Power 3 Flash beam 3
10										Power 1 Gauge lamp 1
13										Power 2 Gauge lamp 2
14										Power 3 Gauge lamp 3

code	R	N	L	Alarm	Alarm	Horn	Function
5							Right cheng line power
6							Flasher power 1
7							All cheng line power
8							Flasher power 2
15							Alarm switch

Combined switch logic table

### Front frame harness





Solid line parts are standard configuration  
Dashed line parts are optional configuration